

# Health and Wellbeing Board

Wednesday, 23rd March, 2016  
at 5.30 pm

## Conference Room 3 - Civic Centre

This meeting is open to the public

### Members

Councillor Shields  
Councillor Jeffery  
Councillor White  
Councillor Lewzey  
Councillor Chamberlain

Rob Kurn – Healthwatch  
Kim Drake – Director of Children’s Services  
Dr B Coates – Interim Director of Public Health  
Dr S Robinson – Clinical Commissioning Group  
Dr E Mearns – NHS England Wessex Local Area Team

### Contacts

Judy Cordell  
Senior Democratic Support Officer  
Tel: 023 8083 2766  
Email: [judy.cordell@southampton.gov.uk](mailto:judy.cordell@southampton.gov.uk)

## **BACKGROUND AND RELEVANT INFORMATION**

### **Purpose of the Board**

The purpose of the Southampton Health and Wellbeing Board is:

- To bring together Southampton City Council and key NHS commissioners to improve the health and wellbeing of citizens, thereby helping them live their lives to the full, and to reduce health inequalities;
- To ensure that all activity across partner organisations supports positive health outcomes for local people and keeps them safe.
- To hold partner organisations to account for the oversight of related commissioning strategies and plans.
- To have oversight of the environmental factors that impact on health, and to influence the City Council, its partners and Regulators to support a healthy environment for people who live and work in Southampton

### **Responsibilities**

The Board is responsible for developing mechanisms to undertake the duties of the Health and Wellbeing Board, in particular

- Promoting joint commissioning and integrated delivery of services;
- Acting as the lead commissioning vehicle for designated service areas;
- Ensuring an up to date JSNA and other appropriate assessments are in place
- Ensuring the development of a Health and Wellbeing Strategy for Southampton and monitoring its delivery.
- Oversight and assessment of the effectiveness of local public involvement in health, public health and care services
- Ensuring the system for partnership working is working effectively between health and care services and systems, and the work of other partnerships which contribute to health and wellbeing outcomes for local people.
- Testing the local framework for commissioning for:
  - Health care
  - Social care
  - Public health services
  - Ensuring safety in improving health and wellbeing outcomes

**Smoking policy** – The Council operates a no-smoking policy in all civic buildings.

**Mobile Telephones:-** Please switch your mobile telephones to silent whilst in the meeting

### **Southampton City Council's Priorities:**

- Jobs for local people
- Prevention and early intervention
- Protecting vulnerable people
- Affordable housing
- Services for all
- City pride
- A sustainable Council

**Fire Procedure** – In the event of a fire or other emergency, a continuous alarm will sound and you will be advised, by officers of the Council, of what action to take

**Access** – Access is available for disabled people. Please contact the Democratic Support Officer who will help to make any necessary arrangements.

**Use of Social Media:-** The Council supports the video or audio recording of meetings open to the public, for either live or subsequent broadcast. However, if, in the Chair's opinion, a person filming or recording a meeting or taking photographs is interrupting proceedings or causing a disturbance, under the Council's Standing Orders the person can be ordered to stop their activity, or to leave the meeting. By entering the meeting room you are consenting to being recorded and to the use of those images and recordings for broadcasting and or/training purposes. The meeting may be recorded by the press or members of the public. Any person or organisation filming, recording or broadcasting any meeting of the Council is responsible for any claims or other liability resulting from them doing so.

Details of the Council's Guidance on the recording of meetings is available on the Council's website.

### **Dates of Meetings: Municipal Year 2015/16**

<b>2015</b>	<b>2016</b>
29 July	27 January
30 September	23 March
4 November	

## CONDUCT OF MEETING

### **BUSINESS TO BE DISCUSSED**

Only those items listed on the attached agenda may be considered at this meeting.

### **PROCEDURE / PUBLIC REPRESENTATIONS**

At the discretion of the Chair, members of the public may address the meeting on any report included on the agenda in which they have a relevant interest. Any member of the public wishing to address the meeting should advise the Democratic Support Officer (DSO) whose contact details are on the front sheet of the agenda.

### **RULES OF PROCEDURE**

The meeting is governed by the Executive Procedure Rules as set out in Part 4 of the Council's Constitution.

### **QUORUM**

The minimum number of appointed Members required to be in attendance to hold the meeting is 3 who will include at least one Elected Member, a member from Health and Healthwatch.

## **DISCLOSURE OF INTERESTS**

Members are required to disclose, in accordance with the Members' Code of Conduct, **both** the existence **and** nature of any "Disclosable Pecuniary Interest" or "Other Interest" they may have in relation to matters for consideration on this Agenda.

### **DISCLOSABLE PECUNIARY INTERESTS**

A Member must regard himself or herself as having a Disclosable Pecuniary Interest in any matter that they or their spouse, partner, a person they are living with as husband or wife, or a person with whom they are living as if they were a civil partner in relation to:

(i) Any employment, office, trade, profession or vocation carried on for profit or gain.

(ii) Sponsorship:

Any payment or provision of any other financial benefit (other than from Southampton City Council) made or provided within the relevant period in respect of any expense incurred by you in carrying out duties as a member, or towards your election expenses. This includes any payment or financial benefit from a trade union within the meaning of the Trade Union and Labour Relations (Consolidation) Act 1992.

(iii) Any contract which is made between you / your spouse etc (or a body in which the you / your spouse etc has a beneficial interest) and Southampton City Council under which goods or services are to be provided or works are to be executed, and which has not been fully discharged.

(iv) Any beneficial interest in land which is within the area of Southampton.

(v) Any license (held alone or jointly with others) to occupy land in the area of Southampton for a month or longer.

(vi) Any tenancy where (to your knowledge) the landlord is Southampton City Council and the tenant is a body in which you / your spouse etc has a beneficial interests.

(vii) Any beneficial interest in securities of a body where that body (to your knowledge) has a place of business or land in the area of Southampton, and either:

- a) the total nominal value of the securities exceeds £25,000 or one hundredth of the total issued share capital of that body, or
- b) if the share capital of that body is of more than one class, the total nominal value of the shares of any one class in which you / your spouse etc has a beneficial interest that exceeds one hundredth of the total issued share capital of that class

## **Other Interests**

A Member must regard himself or herself as having an, 'Other Interest' in any membership of, or occupation of a position of general control or management in:

Any body to which they have been appointed or nominated by Southampton City Council

Any public authority or body exercising functions of a public nature

Any body directed to charitable purposes

Any body whose principal purpose includes the influence of public opinion or policy

## **Principles of Decision Making**

All decisions of the Council will be made in accordance with the following principles:-

- proportionality (i.e. the action must be proportionate to the desired outcome);
- due consultation and the taking of professional advice from officers;
- respect for human rights;
- a presumption in favour of openness, accountability and transparency;
- setting out what options have been considered;
- setting out reasons for the decision; and
- clarity of aims and desired outcomes.

In exercising discretion, the decision maker must:

- understand the law that regulates the decision making power and gives effect to it. The decision-maker must direct itself properly in law;
- take into account all relevant matters (those matters which the law requires the authority as a matter of legal obligation to take into account);
- leave out of account irrelevant considerations;
- act for a proper purpose, exercising its powers for the public good;
- not reach a decision which no authority acting reasonably could reach, (also known as the "rationality" or "taking leave of your senses" principle);
- comply with the rule that local government finance is to be conducted on an annual basis. Save to the extent authorised by Parliament, 'live now, pay later' and forward funding are unlawful; and
- act with procedural propriety in accordance with the rules of fairness.

## AGENDA

**Agendas and papers are now available via the Council's Website**

### **1 APOLOGIES AND CHANGES IN MEMBERSHIP (IF ANY)**

To note any changes in membership of the Board made in accordance with Council Procedure Rule 4.3.

### **2 STATEMENT FROM THE CHAIR**

### **3 DISCLOSURE OF PERSONAL AND PECUNIARY INTERESTS**

In accordance with the Localism Act 2011, and the Council's Code of Conduct, Members to disclose any personal or pecuniary interests in any matter included on the agenda for this meeting.

NOTE: Members are reminded that, where applicable, they must complete the appropriate form recording details of any such interests and hand it to the Democratic Support Officer.

### **4 MINUTES OF THE PREVIOUS MEETING (INCLUDING MATTERS ARISING)**

To approve and sign as a correct record the minutes of the meeting held 27<sup>th</sup> January 2016 and to deal with any matters arising, attached.

### **5 EXCLUSION OF THE PRESS AND PUBLIC - CONFIDENTIAL PAPERS INCLUDED IN THE FOLLOWING ITEM**

To move that in accordance with the Council's Constitution, specifically the Access to Information Procedure Rules contained within the Constitution, the press and public be excluded from the meeting in respect of any consideration of the confidential appendix 3 to the following Item.

Confidential appendix 3 contains information deemed to be exempt from general publication based on Category 3 of paragraph 10.4 of the Council's Access to Information Procedure Rules. The appendix includes information relating to financial or business affairs which, if disclosed prior to entering into a legal contract, could put the Council at a commercial disadvantage.

### **6 HEADSTART STRATEGY**

Report of the Cabinet Member for Education and Children's Social Care detailing the Headstart Strategy, attached.

### **7 PUBLIC HEALTH ANNUAL REPORTS (PHAR) FROM 2014 AND 2015**

Report of the Interim Director of Public Health detailing Public Health Annual Reports from 2014 and 2015, attached.



---

## HEALTH AND WELLBEING BOARD

### MINUTES OF THE MEETING HELD ON 27 JANUARY 2016

---

Present: Councillors Shields (Chair), Chamberlain, Jeffery and Lewzey  
Dr Sue Robinson (Vice-Chair), Rob Kurn and Andrew Mortimore

Apologies: Councillor White and Dr. Mearns

26. **APOLOGIES AND CHANGES IN MEMBERSHIP (IF ANY)**

The Board noted the temporary resignation of Dr. Mearns from the Health and Wellbeing Board, the Head of Legal and Democratic Services, acting under delegated powers, had appointed Dr. Duffy to replace her for the purposes of this meeting. The Board also noted apologies from Councillor White and Kim Drake (Service Director).

27. **STATEMENT FROM THE CHAIR**

The Chair thanked Andrew Mortimer, Director of Public Health for his professionalism and support to the Board during his time with the Council.

28. **DISCLOSURE OF PERSONAL AND PECUNIARY INTERESTS**

Councillor Shields declared a personal interest in that he was a Council appointed representative of Solent NHS Trust and remained in the meeting and took part in the consideration and determinations of items on the agenda.

Councillor Lewzey declared a personal interest in that he was a Council appointed representative of Southern Health NHS Foundation Trust and remained in the meeting and took part in the consideration and determinations of items on the agenda.

Councillor Chamberlain declared a personal interest in that he was a Council appointed representative of University Hospital Southampton NHS Foundation Trust and remained in the meeting and took part in the consideration and determinations of items on the agenda.

29. **MINUTES OF THE PREVIOUS MEETING (INCLUDING MATTERS ARISING)**

**RESOLVED** that the minutes of the Board meeting held on 4<sup>th</sup> November, 2015, be approved and signed as a correct record.

30. **LOCAL SAFEGUARDING CHILDREN'S BOARD ANNUAL REPORT**

The Board considered the report providing assessment of the performance and effectiveness of local safeguarding services as detailed in the Annual report of the Independent Chair of the Local Safeguarding Children's Board (LSCB).

**RESOLVED:**

- (i) To reflect on the key issues identified in the opening statement of the LSCB Annual Report from the Chair in relation to 'How safe are children in Southampton?'

- (ii) To receive the full LSCB Report and utilise the information contained within it to inform the Health and Wellbeing Board's future work.

31. **HEADSTART MODEL**

The Board considered the report detailing the Headstart model.

The Board acknowledged and noted the following:

- All schools were in favour of the model, however the level of engagement was disparate across the City.
- Children with lived experience have been involved in the model from the start of the process.
- Work was ongoing to ensure parents groups needs and desires were met.
- Ensure joint working with Southampton Connect to create opportunities and experiences in the City.
- Ensure the model complements work with the Prevention and Early Intervention Strategy for 0-19 year olds and the Health and Wellbeing Strategy.

**RESOLVED:**

- (i) To note the HeadStart Strategy; and  
(ii) To note the delivery of a sustainable model for children and young people's wellbeing relies on partners to be engaged and involved in the development and implementation of the HeadStart Strategy.

32. **CARERS STRATEGY**

The report of the Director of Quality and Integration was submitted detailing the Carers Strategy.

**RESOLVED** to endorse the Southampton Carers Strategy 2016-20.

33. **BETTER CARE SOUTHAMPTON UPDATE AND QUARTER 2 PERFORMANCE**

The report of the Director of Quality and Integration was submitted detailing an update on progress against the Better Care Southampton implementation.

The Board noted the following:

- Delay transfer of care (DTC) levels have significantly reduced.
- Issues around admissions to nursing homes are complex and are being considered at a later stage.
- All residential homes are currently open.
- Focus moving towards 65+ age group, integrated care in the City and complex developments in linking primary care.

**RESOLVED:**

- (i) To note and welcome the progress with implementation of Better Care Southampton which is coming to the end of its first year; and



- (ii) To consider the future of Better Care Southampton for 2016/17 and beyond, agreeing the policy context towards the whole system integration of health and social care.

This page is intentionally left blank

# Agenda Item 6

<b>DECISION-MAKER:</b>	<b>HEALTH AND WELLBEING BOARD</b>		
<b>SUBJECT:</b>	<b>HEADSTART STRATEGY</b>		
<b>DATE OF DECISION:</b>	<b>23 MARCH 2016</b>		
<b>REPORT OF:</b>	<b>CABINET MEMBER FOR EDUCATION AND CHILDREN'S SOCIAL CARE</b>		
<b><u>CONTACT DETAILS</u></b>			
<b>AUTHOR:</b>	<b>Name:</b>	<b>Sean Holehouse</b>	<b>Tel: 023 8083 2094</b>
	<b>E-mail:</b>	<a href="mailto:sean.holehouse@southampton.gov.uk">sean.holehouse@southampton.gov.uk</a>	
<b>Director</b>	<b>Name:</b>	<b>Stephanie Ramsey Kim Drake</b>	<b>Tel: 023 8029 6941</b>
	<b>E-mail:</b>	<a href="mailto:stephanie.ramsey@southamptoncityccg.nhs.uk">stephanie.ramsey@southamptoncityccg.nhs.uk</a> <a href="mailto:kim.drake@southampton.gov.uk">kim.drake@southampton.gov.uk</a>	
<b>STATEMENT OF CONFIDENTIALITY</b>			
Confidential Appendix 3 contains information deemed to be exempt from general publication based on Category 3 of paragraph 10.4 of the Council's Access to Information Procedure Rules. The appendix includes information relating to financial or business affairs which, if disclosed prior to entering into a legal contract, could put the Council at a commercial disadvantage.			
<b>BRIEF SUMMARY</b>			
HeadStart is a BIG Lottery funded programme. It is a multi-agency project that aims to improve the mental health and emotional wellbeing of 10-16 year olds who are at risk of developing mental health problems. It has 3 phases: 1) development (complete), 2) pilot delivery (current) and 3) a large bid for between £5 - £10m over 5 years (submission due 26 February 2016). Southampton is 1 of 12 HeadStart areas in England. Only those currently delivering phase 2 are eligible to bid for stage 3. This presents a significant opportunity for the City, with a focus on early intervention and the key principles and proposed outcomes support the Health and Wellbeing Strategy priority of 'Best Start in Life'. In addition, the universal support model will help reduce pressure on acute health and care services in the future, whilst signposting those who need it to more specialist support.			
<b>RECOMMENDATIONS:</b>			
	(i)	To endorse the HeadStart Strategy;	
	(ii)	Subject to approval by Council, to accept the funding in advance, and subject to approval by Cabinet to delegate authority to the Director of Quality & Integration following consultation with the relevant Cabinet Member to decide on the final model of commissioned services and all decision making in relation to this programme, to carry out a procurement process for the provision of HeadStart Phase 3 as set out in this report and to enter into contracts in accordance with Contract Procedure Rules.	
<b>REASONS FOR REPORT RECOMMENDATIONS</b>			
1.	The successful implementation and delivery of the HeadStart Strategy will improve outcomes for children and young people. Its key principles and proposed		

	outcomes support the Health and Wellbeing Strategy 2013-16 priority of 'Best Start in Life' and take forward the Council Plan priority of prevention and early intervention.
2.	The universal support model will help reduce pressure on social care and health services in the future whilst signposting those who need it to more specialist support.
3.	The contracts will support the Council to meet the needs of children, young people and families in Southampton. It will support young people to look after their own health and wellbeing, help to tackle health inequalities and to develop a sustainable approach to early intervention and prevention in schools.
<b>ALTERNATIVE OPTIONS CONSIDERED AND REJECTED</b>	
4.	None
<b>DETAIL (Including consultation carried out)</b>	
5.	HeadStart is a BIG Lottery funded programme. It is a multi-agency project that aims to improve the mental health and emotional wellbeing of 10-16 year olds who are at risk of developing mental health problems.
6.	The case for early intervention is very well documented, it is proven to reap positive social and financial benefits for individuals and society as a whole. Southampton is on a journey to develop an integrated 0-19 prevention and early intervention service offer based around 3 geographical localities which in turn align to the clusters identified in the city's Better Care programme. The HeadStart programme fits perfectly with the early intervention and prevention agenda in Southampton. It provides a huge benefit to the city as it allows us to take this agenda and embed it directly within schools, which would not be possible within existing resources, meaning more limited scope and reach without the HeadStart funding.
7.	Many schools use their budgets to purchase emotional health and wellbeing support from other sources many of which are not regulated or based on a firm evidence base. HeadStart will develop an approach to targeted support within schools that will be focussed on outcomes and developed by young people for young people. Phase 1 and 2 allowed us to test out models that work best within schools and Phase 3 will allow us to embed these programmes and models and make them sustainable.
8.	There are almost 60,000 children and young people living in Southampton and we know that one in four are living in poverty. That's 15,000 children and young people whose health, wellbeing and life-long chances are at risk as a result of their social circumstances. One important way of keeping children healthy, happy and improving their success at school is through building mental resilience and emotional wellbeing. The health and wellbeing of children and young people in Southampton is generally worse than the England average, the latest child health profile (2015), showed that Southampton was significantly worse than England for 15 out of 32 indicators.
9.	Vision: 'HeadStart Southampton will increase happiness and mental well-being for children in Southampton. Communities, families and schools will work together to help children to cope with difficulty, and to thrive in life.' Our ambition is that children and young people; <ul style="list-style-type: none"> <li>• Feel happy and supported and thrive;</li> </ul>

	<ul style="list-style-type: none"> <li>• Are empowered to make good life choices;</li> <li>• Have a sense of belonging;</li> <li>• Are confident and ambitious and can pursue their aspirations;</li> </ul> <p>And</p> <ul style="list-style-type: none"> <li>• Everyone in Southampton can talk supportively about mental health;</li> <li>• Communities, schools, parents and children and young people work seamlessly to give children and young people the support they need.</li> </ul>
10.	The core focus of our Southampton HeadStart programme will be within the 12 secondary schools, Compass School (PRU) and Polygon (Emotional and Behavioural Difficulties school). The transition programme and Restorative Practice element will include the feeder primary and junior schools that are situated in Southampton, as the transition element of our phase 1 and 2 programme was very successful.
11.	The programme will focus on a universal (whole school) level and also at a more targeted, universal plus level. For the Universal Plus elements three groups of need will be targeted: young people with decreasing educational engagement and attainment, those at risk of entering the youth justice system and those who are experiencing or have experienced domestic abuse. These target groups also reflect local need and priority
12.	<p>The delivery model includes two core elements:</p> <ul style="list-style-type: none"> <li>• <i>Universal</i> - 3 locality teams providing training and capacity building in the workforce. They will help to form a Community of Practice where those working with children and young people are able to share ideas and best practice, and work together to increase opportunities and wellbeing for young people. The locality teams will also be the people 'on the ground' co-located in schools. They will be increasing young people's involvement and supporting identified children and families through the activity elements.</li> <li>• <i>Universal Plus</i> - More targeted help for children, young people and families who are at risk (those living with domestic abuse at home or those who are persistently absent from school or at risk of exclusion or entering the youth justice system). This will include safe places to be and safe places to talk (which includes the digital world). 1:1 counselling in school, community and online. A trusted adult delivering activities but also signposting children and families to activities provided within the community. It will also include commissioning of activities driven by what young people want such as peer to peer mentor support, primary to secondary school transition support, group work for young people and parenting programmes.</li> </ul>
13.	The model has been developed following analysis of key information within the city's Joint Strategic Needs Assessment (JNSA) and a programme of engagement with young people and other stakeholders. Details of the key issues and needs identified in the JNSA are attached in Appendix 2.
	<b>Engagement</b>
14.	The phase 3 development is utilising a Theory of Change methodology supported by the Big Lottery via Deloitte and Young Minds support and development consultants. Three 'decision-making' workshops have been held on 13 and 30 November and 14 January with members of the 0-19 Strategy Group and other key decision-makers. An additional stakeholder event was held on 25 November

	with existing and potential providers and other interested parties (32 participants) which sense checked our developing model and generated further ideas.
15.	A Children and Young People's Engagement and Participation sub group has been established with support from a Young Minds consultant. HeadStart 'took charge' of the city's second re-launched Youth Forum event on 7 December and 45 young people from 8 schools and 1 college attended. No Limits, Saints Community and the Council have run mental well-being workshops on the key issues of bullying, primary to secondary transition and healthy lifestyles. Further work to test the child's journey through the model continues to be undertaken by the HeadStart young people's 'shadow board', supported by the Council's newly appointed Participation Worker, with children that are vulnerable and/or at potential risk of emerging mental health issues.
16.	Education focused workshops were held on 8 and 25 January 2016, and a session held at the Portswood Teaching Alliance Conference 'Mind the Child' on 22 January 2016. Educationalists and school leaders were able to the model with case studies and clarify the mechanisms to be used to ensure the right children receive the right intervention at the right time within the programme and how this will relate and add value to the wider 'early help' system. This will ensure clear entry and exit routes and step-up / step-down processes to meet and manage demand during the programme.
17.	Continued engagement and co-production events are planned for the coming months and throughout the life of the programme.
	<b>Expected Outcomes</b>
18.	<p>The overall expected outcomes from the HeadStart programme are:</p> <ul style="list-style-type: none"> <li>• Interventions targeted at the 'Right time, right person, right place'</li> <li>• Young people are better able to be engaged in activities they enjoy &amp; learn from;</li> <li>• The programme to be quality assured and consistently held to account by young people;</li> <li>• Children have channels through which they can express themselves and feel heard;</li> <li>• Professionals share good practice and ethos.</li> </ul> <p>This will lead to:</p> <ul style="list-style-type: none"> <li>• Increased school attendance and attainment;</li> <li>• Increased well-being, self-esteem and empathy;</li> <li>• Reduced risky behaviour, reduced bad behaviour;</li> <li>• Less children feel isolated;</li> <li>• Community of practice established and further developed with strong involvement from young people.</li> </ul> <p>Therefore children:</p> <ul style="list-style-type: none"> <li>• Feel happy and supported and thrive;</li> <li>• Are empowered to make good life choices;</li> <li>• Have a sense of belonging and interact positively with each other;</li> <li>• Are confident and ambitious and can pursue their aspirations;</li> </ul> <p>And:</p> <ul style="list-style-type: none"> <li>• Everyone in Southampton can talk supportively about mental health (it is destigmatised);</li> </ul>

	<ul style="list-style-type: none"> <li>Communities, schools, parents &amp; children work together to give children the support they need.</li> </ul>
	<b>Next steps/planned actions</b>
19.	The HeadStart Phase 3 bid was submitted on the 26 <sup>th</sup> February 2016. A clarification meeting will be held on 11 April and Partnership interviews will be held late May/early June with the outcome of the bid known late June. If successful, the Phase 3 programme will begin in August 2016.
20.	Due to the tight timescales the service specifications for the procurement process and key documentation will be finalised prior to the bid decision being known. This will enable procurement to commence as soon as a decision from the Big Lottery is known so that implementation is not delayed and is within the timescales expected from the Big Lottery.
21.	Further engagement with young people will be undertaken and service specifications coproduced. The service will be procured through the usual procurement procedures and within standing orders and the legal framework.
22.	The final model will be commissioned during 2016-17 with the aim of having services fully operational by no later than January 2017.
<b>RESOURCE IMPLICATIONS</b>	
<b><u>Capital/Revenue</u></b>	
23.	Southampton's HeadStart programme bid provides the city with a significant level of investment of up to £10M over 5 years. The learning from and development of the services included within this bid represent a significant invest to save opportunity. The evidenced benefits could include; efficiencies leading to savings/cost avoidance and improved outcomes for Young People. These benefits will be identified through performance monitoring measures throughout the life of the project.
24.	Should the bid be successful the cost of this project will initially be met from the funding received by Big Lottery and matched funding by the Council, within existing General Fund resources. In addition, dependant on the success of pump priming elements of this project, there is potential for Schools to allocate resources to sustain, in the medium to long term, some of the services proposed within the programme. Should the bid be unsuccessful the programme will not have sufficient resources go ahead.
25.	Within this project the expenditure can be categorised as project infrastructure costs and programme costs. The final Southampton bid includes project governance costs of less than 10% which is in line with expectations from Big Lottery. The bid includes therefore up to £9M of additional programme expenditure to be funded from Big Lottery over five years.
26.	It is intended that a significant proportion of the programme spend will be delivered through contractual arrangements with our partner organisations. Accordingly, the contracted outcomes to be achieved by these partners will be subject to a performance monitoring framework to ensure that the overall project aims are on track to be achieved within the allocated budget envelope.
27.	HeadStart phase 3 if successful will result in a substantial boost in the early help available to young people in a variety of settings; school, family, community and in the ever-increasing digital realm which will increase the city's safeguarding capacity. It will add value but not duplicate existing provision and be an inter-

	dependent programme as part of the wider early help and safeguarding system. See Appendix 3 for total programme budget.
28.	Sustainability is not only a key success indicator for the Big Lottery; it is critical to our plans for long term transformation of the comparative outcomes of our City's children by building the intrinsic resilience and durability of our children and families in the face of both opportunity and challenge. Southampton needs HeadStart to be embedded within the city's context long-term. For these reasons included within the Southampton HeadStart programme is a well-defined and robust sustainability plan that anticipates the continuity of services built on a foundation of alternative recurring funding. However, should it be difficult to secure ongoing alternative funding the sustainability plan also sets out to maximise the long term benefits within existing Council and School resources.
29.	As a school based model it is critical that the schools themselves own the activity, functions and integrity of the HeadStart model. The agreement for schools to receive the programme is on the basis of adding value to existing school funded related services, such as internally delivered inclusion/pastoral support and bought in external services (e.g. Education Welfare Service). Specifically each element of the programme will be fully funded for two years for a school, thereafter with phased contributions and ultimately by the end of the programme becoming self-reliant via schools budgets predominately and/or incorporating evidence based good practice within existing Council contracts.
30.	Our partnership governance structure (please refer to Appendix 4) will underpin this by including key decision-makers and providing links into the wider agendas. Our commissioning leadership of the programme has already made our planning more joined up, and we will seek to solidify the foundations of this approach moving forward. The co-commissioning group has an intelligence led approach with an understanding of the existing relevant funding streams, including current spend against programme activity. Our strategy implementation will need to demonstrate evidence based interventions measured against key milestones to be able to shift funds to HeadStart activity.
31.	Possible future sustainable delivery model options are being explored and a Lottery funded consultant workshop was held on 26 January 2016 with contracts and procurement management. A subsequent options appraisal exercise will recommend two best fit delivery models for the Council, schools, health and key voluntary community sector organisations to consider to oversee delivery of the HeadStart programme following initial start-up and activity delivery of phase 3. This model will maximise potential to deliver both systems change and sustainability not only for HeadStart but moving forward across a range of preventative approaches. This would firmly embed the preventative principles we are looking to build into our HeadStart programme.
<b><u>Property/Other</u></b>	
32.	None.
<b>LEGAL IMPLICATIONS</b>	
<b><u>Statutory power to undertake proposals in the report:</u></b>	
33.	S.1 Localism Act 2011 allows a Council to do anything that an ordinary person may do subject to complying with the conditions and restrictions set out in S1(2) of the Act. There are no conditions or provisions that would restrict or prevent the proposals in the report going forward subject to compliance with the Council's



	normal Constitutional procedures and regulations.
<b><u>Other Legal Implications:</u></b>	
34.	None
<b>POLICY FRAMEWORK IMPLICATIONS</b>	
35.	Southampton HeadStart vision of increasing happiness and mental wellbeing from children and young people reflects the commitments that both the city and the council have already made in a range of strategies. It supports the city's strategic vision: 'Southampton – City of opportunity where everyone thrives'. The Headstart strategy will be embedded into our strategic framework, and work alongside existing strategies, policies and delivery plans to support our commitment to giving children and young people a good start in life.
36.	The <a href="#">Southampton City Strategy</a> has been developed in partnership with our key strategic partners across the city. The strategy sets out the vision for our city and is delivered by <a href="#">Southampton Connect</a> which has representatives from a range of organisations, including education, police, health, voluntary sector and local businesses. One of the strategies key priorities is 'healthier and safer communities', and that includes commitments to making sure that children and young people have a better start in life, feel safe and secure and have improved health and wellbeing. The strategy is underpinned by cross cutting themes, and one of which includes improving mental health.
37.	In addition, the <a href="#">Southampton City Council Strategy</a> sets out the Council's priorities. This includes priorities relation to prevention and early intervention and protecting vulnerable people. The council is committed to providing good outcomes for children and young people in the city.
38.	Our Health and Wellbeing Strategy has a focus on children and young people's physical and mental health. The Council is updating the Health and Wellbeing Strategy this year, and the Health and Well Being Board previously considered the HeadStart strategy on 27 January 2016 and spent some time thinking through the plans for sustainability, and agreed to ensure that this is recognised and supported, particularly in how they describe longer term priorities in the next Health and Wellbeing Strategy.

<b>KEY DECISION?</b>	Yes	
<b>WARDS/COMMUNITIES AFFECTED:</b>	All	
<u>SUPPORTING DOCUMENTATION</u>		
<b>Appendices</b>		
1.	HeadStart Model	
2.	Key issues and needs for children and young people's wellbeing	
3.	CONFIDENTIAL - Total programme budget	
4.	Governance Structure	
<b>Documents In Members' Rooms</b>		
1.	Full HeadStart Strategy and implementation plan	
<b>Equality and Safety Impact Assessment</b>		
<b>Do the implications/subject of the report require an Equality and Safety Impact Assessment (ESIA) to be carried out.</b>		No
<b>Privacy Impact Assessment</b>		
<b>Do the implications/subject of the report require a Privacy Impact Assessment (PIA) to be carried out.</b>		No
<b>Other Background Documents</b>		
<b>Other Background documents available for inspection at:</b>		
<b>Title of Background Paper(s)</b>	<b>Relevant Paragraph of the Access to Information Procedure Rules / Schedule 12A allowing document to be Exempt/Confidential (if applicable)</b>	
1.	None	

## Our Vision

HeadStart will increase happiness and mental wellbeing for children in Southampton. Communities, families and schools will work together to help children to cope with difficulty, and to thrive in life.

## Our ambition is that children and young people

- Feel happy and supported and thrive
- Are empowered to make good life choices
- Have a sense of belonging
- Are confident and ambitious and can pursue their aspirations

## And....

- Everyone in Southampton can talk supportively about mental health
- Communities, schools, parents & CYP work seamlessly to give CYP the support they need



LOTTERY FUNDED



Appendix 1

Agenda Item 6

## What is HeadStart Southampton going to do?

Overarching outcome: Children feel happy, supported and thrive

What is HeadStart Southampton going to do?	
<b>Universal</b>	
<p><b>1. Whole School Approach to Mental Wellbeing &amp; Resilience</b></p> <p>a) Academic Resilience Framework      b) Restorative Practice</p> <ul style="list-style-type: none"> <li>Workforce development for adults in school and community – Community of Practice</li> <li>All secondary schools use Academic Resilience Framework to identify strengths &amp; gaps for children</li> <li>Restorative Practice principals &amp; language are used to engage in positive conversations and give children continuity from Primary to Secondary school</li> </ul>	
<p><b>2. Anti-stigma campaign and raising awareness</b></p> <ul style="list-style-type: none"> <li>Co-produced awareness campaign on mental health and anti-stigma, plus promotion of the HeadStart programme</li> <li>Children feel able to talk without stigma and judgement whilst adults feel confident to talk to CYP about mental health</li> <li>Everyone and especially young people know how they can get involved in HeadStart</li> </ul>	<p><b>3. Emotional Wellbeing Development</b></p> <ul style="list-style-type: none"> <li>Children are empowered with knowledge about mental health via the PSHE curriculum and know where to go for help</li> <li>Adults (parents, school staff and community) are empowered with knowledge and skills about their own and children's emotional wellbeing and resilience</li> </ul>
<p><b>HeadStart Southampton referral tool Universal Plus criteria met</b></p>	
<b>Universal Plus</b>	
<p><b>4. Safe Places to Talk</b></p> <p>1:1 counselling in school, online and in the community enabling CYP can talk about worries to qualified counsellor within a confidential, convenient environment</p>	<p><b>5. Safe places to be involved</b></p> <p>a) Safe places in school to participate, have fun, make friends, relax and find talents</p> <p>b) Safe places in the community (positive, diversionary activities) delivered by trusted adults, trained in emotional wellbeing</p>
<p><b>6. Peer to peer support</b></p> <p>Older students support younger students. A caring, supportive network &amp; informal 'community of practice' amongst young people is developed</p>	
<p><b>7. Transition support</b></p> <p>Transition programmes to support vulnerable CYP with Peer Mentors having a key role, enable vulnerable children to feel settled, familiar &amp; have friends before starting secondary school with support continuing into Year 7</p>	
<p><b>8. Group work to support Parents</b></p> <p>Parent's courses to help parents; develop confidence and self-esteem, increase parenting skills, building own resilience and self-management, topic specific groups e.g. DV and youth offending.</p>	<p><b>9. Group work to support Children and young people</b></p> <p>Specialist group work to help children; develop confidence and self-esteem, build their own resilience and self-management and topic specific groups e.g. exhibiting disruptive behaviour and/or those living with domestic abuse</p>

### For who?

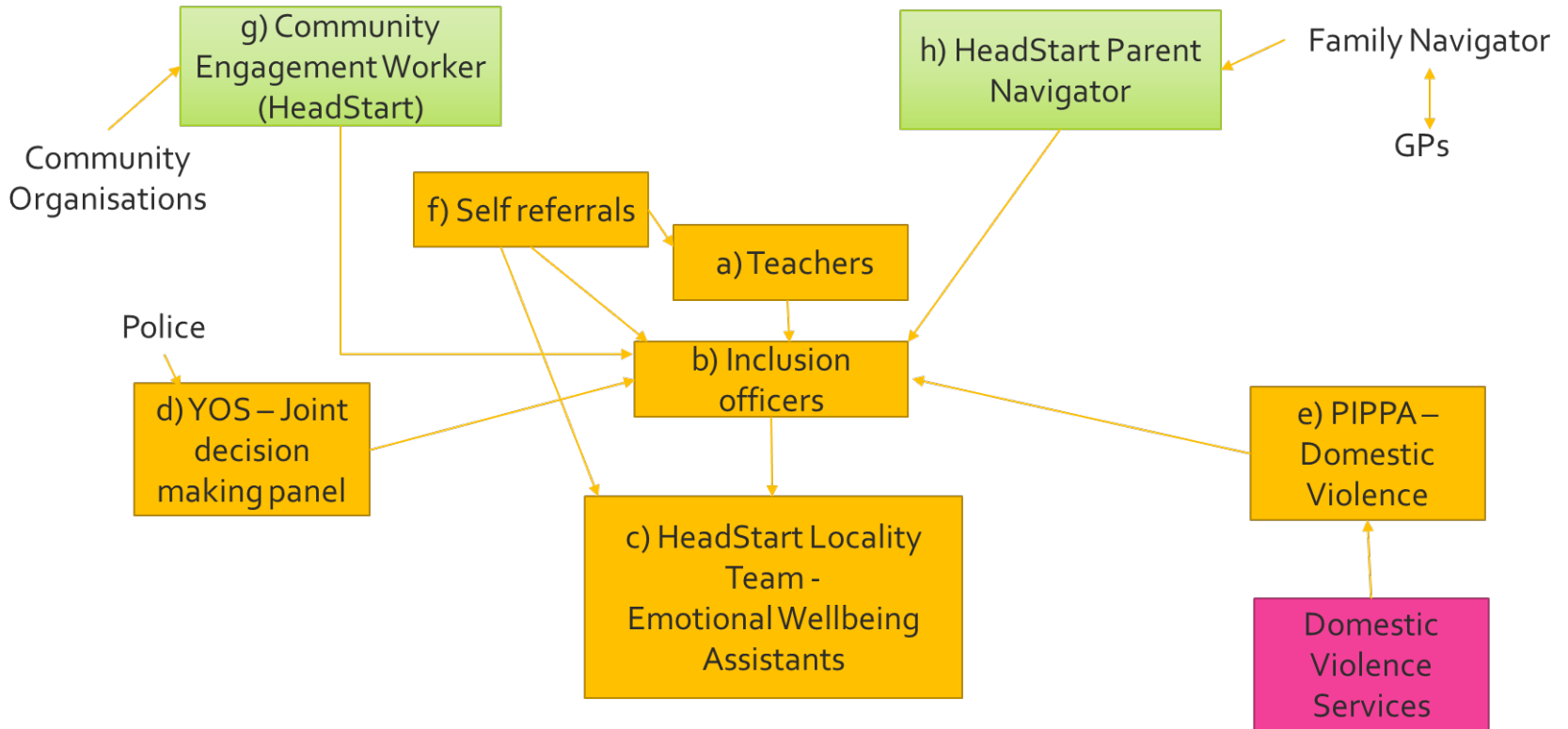
- Children & young people aged 10-16 years
- In all Southampton Secondary Schools
- With a focus on aged 11-14 years (school years 8 and 9)

Children identified by professionals, themselves or by friends/family as needing help and support 'to cope' and thus displaying behaviours and feelings associated with reduced emotional well-being or potential risk of emerging mental health problems.

The HeadStart toolkit will be used to focus on reaching children at risk who:

- Have decreasing educational engagement or attainment
- Are potential first time entrants into the Youth Offending Service
- Are living with current or historic domestic abuse

# Referral Routes



Page 15

## Model Key

Yellow Boxes – Core referral routes in to HeadStart

Green Boxes – Secondary referral routes from HeadStart core team

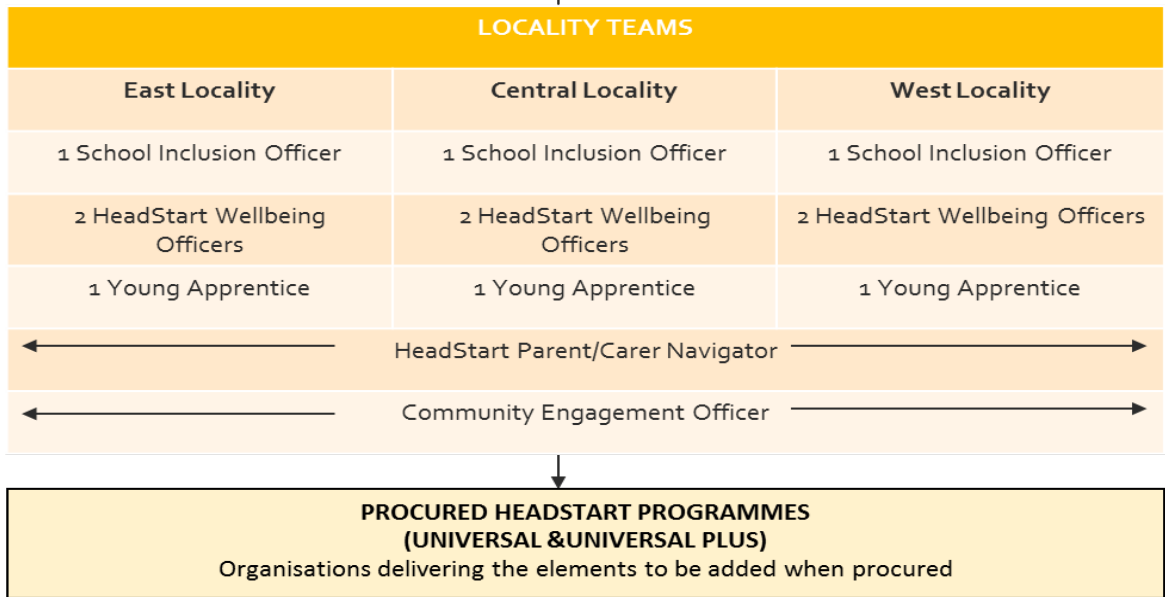
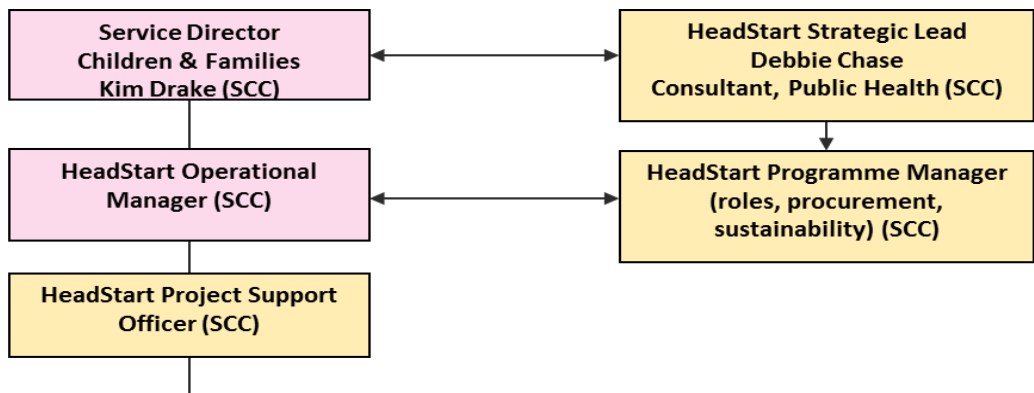
Pink box – Service outside of HeadStart

## Key Elements

Screening is undertaken by the Inclusion Officers in each school, using the screening tool

Criteria – must fulfil one of the following 1) persistently absent or disengaged from school, 2) Living with or have lived with domestic violence and abuse, 3) demonstrating offending or anti-social behaviour

# How the locality teams will work



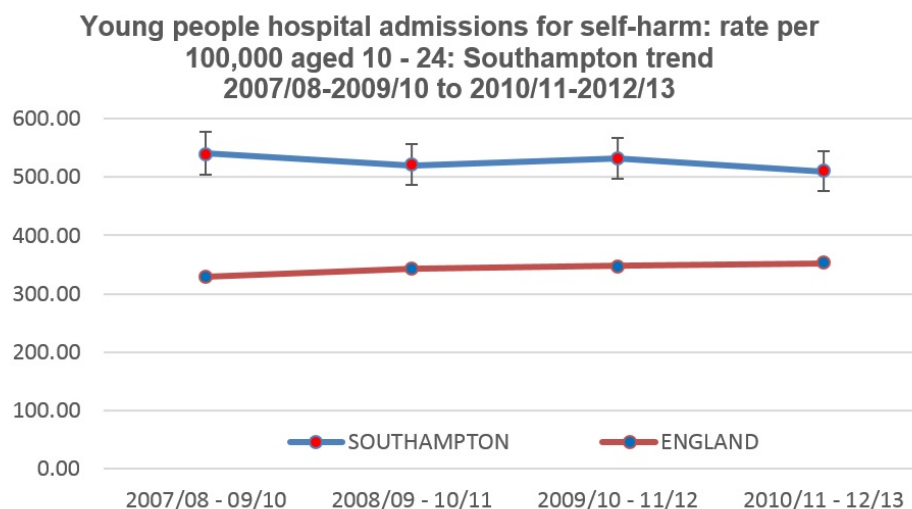
### KEY ISSUES AND NEEDS FOR CHILDREN AND YOUNG PEOPLE'S WELLBEING

Our City's Joint Strategic Needs Assessment ([JSNA](#)) shows that nearly 5,500 of our children and young people have mental health problems, two thirds with conduct disorders. The estimated need for children with moderately severe problems requiring attention from professionals trained in mental health (Tier 2) is 3,590 children and young people.

- Evidence suggests that resilience in early life helps to protect against risky behaviour, improve academic results, develop skills to increase employability, increase mental wellbeing and enable quicker and better recovery from illness.
- Mental resilience is the capability to 'bounce back' from adverse experiences, and succeed despite adversity. Exposure to risk factors is more likely to lead to vulnerability, whereas protective factors lead to increased resilience.
- Taking action on well-being and resilience can reduce costs in other areas e.g. reducing truancy can produce a saving of £1,318 per year per child, and reducing exclusion can save £9,748 in public value benefits, 89% of which goes to local authorities.

The directly age standardised hospital admission rate as a result of self-harm for children aged 10 to 24 years in Southampton is 400.9 per 100,000 (2012/13). This is significantly higher than England, and has remained similar from 2007/08 to 2012/13. Crude rates of hospital admissions are shown in figure 1 below.

Figure 1:



Source: PHE Children's and Young People's Mental Health and Wellbeing Profile

Southampton has recently analysed the numbers being seen by the Deliberate Safe Harm (DSH) team in the emergency department but also those seen within the 'one stop shop' service provided by the voluntary organisation 'No Limits'. Figures 2 and 3 are from the DSH team and show that females are presenting to the ED more than males and that 64% are presenting with a medication overdose.

Figures 4-7 are from No Limits and show that the peak age of attending their clinics/drop-in sessions is 14-15 years old (fig 4) but that the frequency (amount of times attended)

increases with age, with the 21-24 year olds attending around 50 times a year compared to 10-20 times for 14-15 year olds (fig 5).

Figure 6 looks at ethnicity and frequency of access. The data seems to show that young people of Asian, black, East Asian and mixed race descent are attending significantly less than young people of white descent. This highlights a need to look more in to the outcomes for different young people. Finally figure 7 looks at the postcodes of those attending and highlights the differences across the city and the continued need to undertake in-depth needs analysis of the different cluster areas.

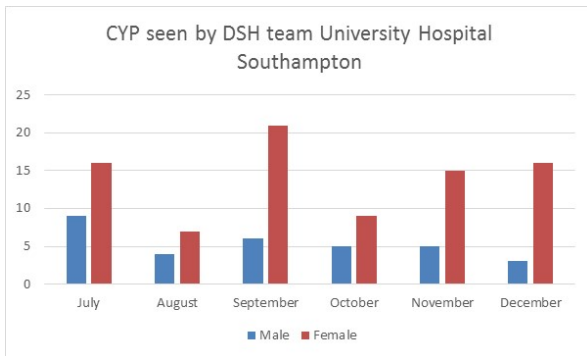


Fig 2

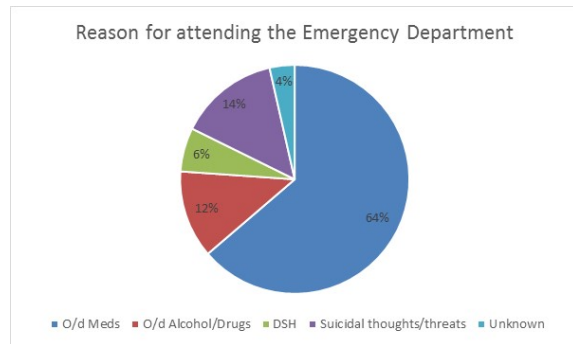


Fig 3

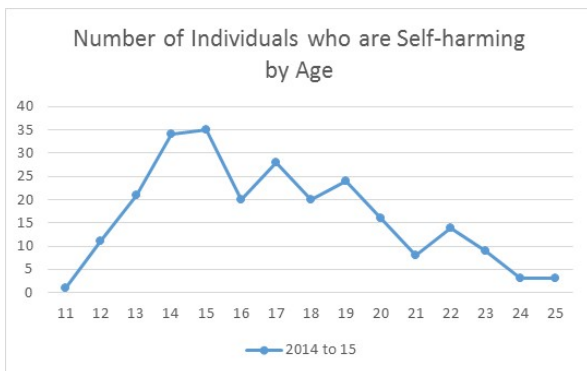


Fig 4

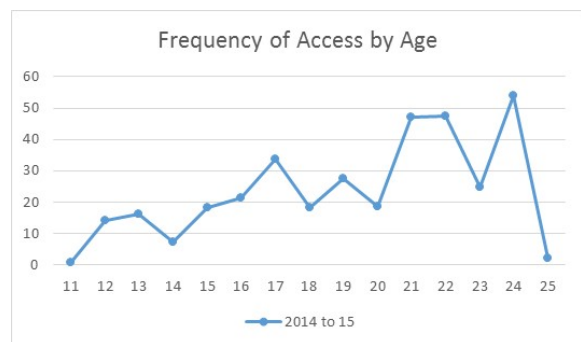


Fig 5

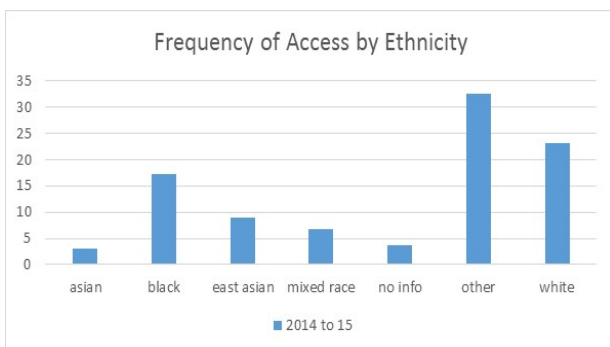


Fig 6

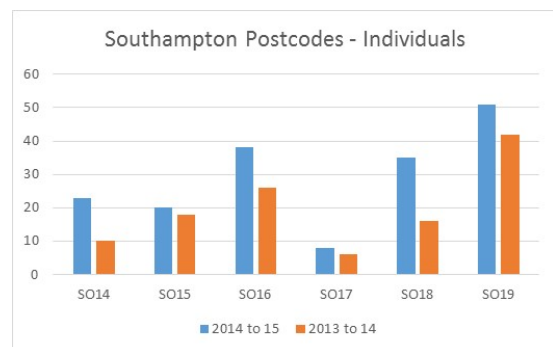


Fig 7



Within our child health profile, Southampton is significantly worse than England for 11 of the 32 indicators, this includes a high rate of looked after children, teenage pregnancy and hospital admissions for mental health conditions (see [CHIMAT](#) website for more information).

We also know that it is important to prevent the development and accumulation of ill-health at the earliest stage possible. Some 50% of adult mental illness (excluding dementia) starts before age 15, and 75% by age 18. Children and young people from the poorest households are three times more likely to have a mental health problem than those growing up in better-off homes. Furthermore, mental health problems in childhood and adolescence in the UK result in increased costs of between £11,030 and £59,130 per child annually.

20% of children have a mental health problem in any given year at any time. Our local data shows a particular increase in related issues such as post school attendance and exclusions and youth offending peaking in the school years of 8 and 9 (age 12 to 14). Both national and local evidence also highlights a specific point of anxiety for children and young people is in the transition from primary to secondary school (year 6 to 7; age 10 to 12). This transition period was also identified by children and young people as a priority issue and the pupil survey in Southampton 2012 found year 9 and 11 as peak for pupils who worry.

HeadStart needs analysis maps a series of indicators across school, lower super output area (very small geographical areas) and wards. The indicators used include; special educational needs; indicators of deprivation using child indicators, pupil premium data, ethnicity, prior attainment, attendance, late for school, persistent absence, exclusions, Ofsted judgement, safeguarding, youth offending, crime, pupil referral attendees, CAMHs referrals. A weighting was given to some indicators where they reflect more accurate mental health and well-being e.g. SEN, CAMHs. The data was then aggregated geographically and ranked by level of collective need.

This data shows a broad range of needs spread across the City with specific areas evidencing substantially higher needs. The difference across secondary schools in terms of collective needs is much less pronounced than primary schools.

Needs analysis has evidenced that overall the HeadStart target population is;

- Children and young people aged 10 to 16 years.
- Primary (age 10-11) and secondary school pupils, with a particular focus on years 8 and 9 (age 12-14).
- Children making the transition (year 6 to year 7) between primary school and secondary school.
- All children living in Southampton and/or attending Southampton Schools (aged 10 to 16) with greater focus on CYP living in areas or attending school where there are the highest levels of needs.

Priority focus will be on reaching children who:

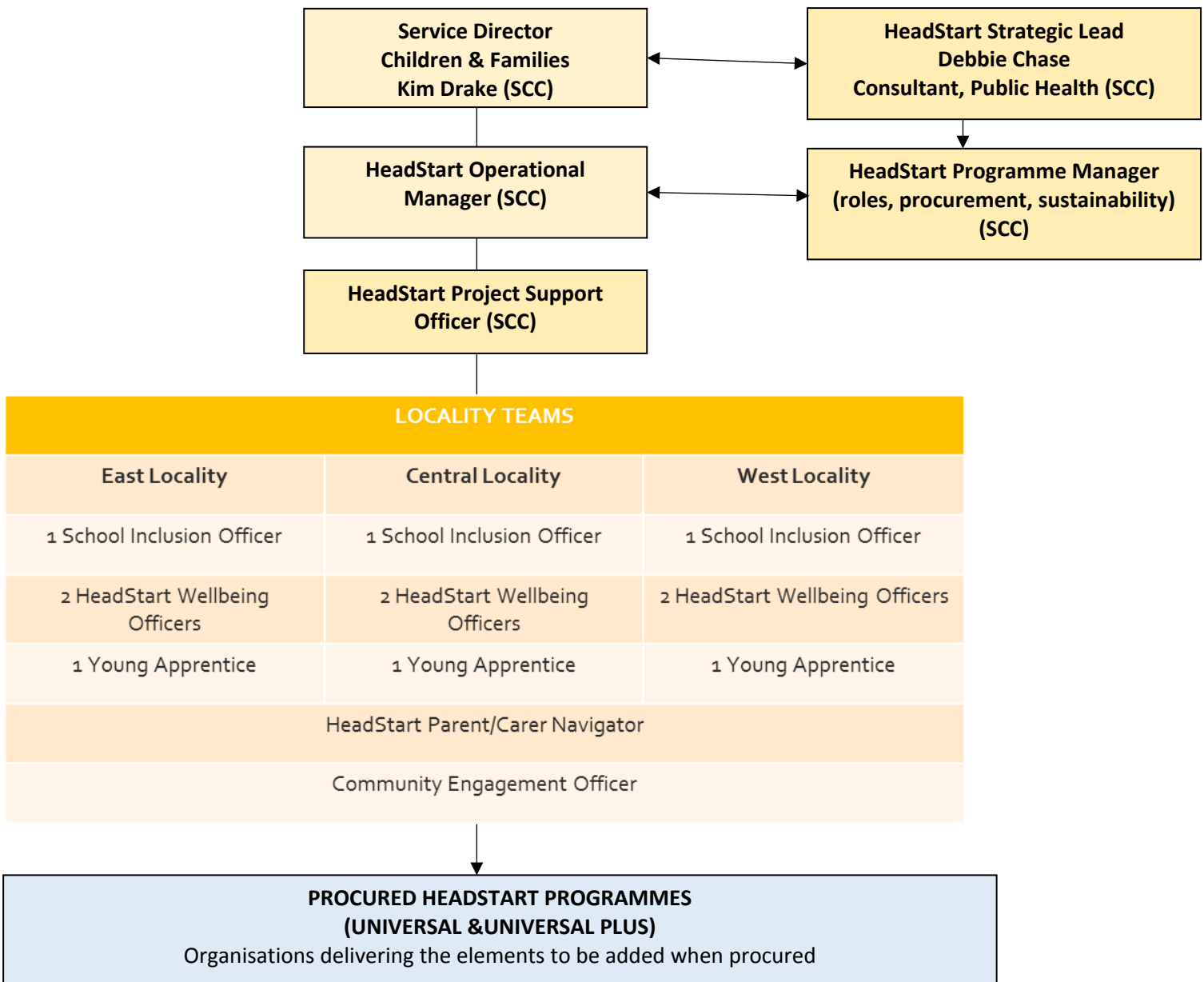
- Are persistently absent, missing or disengaged from school.
- Children living with or have lived with domestic violence and abuse.
- Children demonstrating offending or anti-social behaviour and/or whose behaviour puts them at risk of exclusion and/or family crisis.
- Children identified themselves, professionals, or by friends/family as needing help and support 'to cope' and thus displaying behaviours and feelings associated with reduced emotional well-being or potential risk of emerging mental health problems.

Headstart will operate on a locality basis with joined up multi-agency provision in 3 areas / 6 clusters. Some provision or elements of the programme will be targeted to identified levels and type of need. This could reach some (but not all) primary schools with particularly high levels of need.

Outcomes will be monitored using the baseline data gathered for the needs analysis.

Document is Confidential

This page is intentionally left blank



This page is intentionally left blank

<b>DECISION-MAKER:</b>	HEALTH AND WELLBEING BOARD		
<b>SUBJECT:</b>	PUBLIC HEALTH ANNUAL REPORTS (PHAR) FROM 2014 AND 2015		
<b>DATE OF DECISION:</b>	23 MARCH 2016		
<b>REPORT OF:</b>	INTERIM DIRECTOR OF PUBLIC HEALTH (DPH)		
<b><u>CONTACT DETAILS</u></b>			
<b>Director</b>	<b>Name:</b>	<b>Dr R A Coates</b>	<b>Tel: 023 8084</b>
	<b>E-mail:</b>	<a href="mailto:Bob.coates@couthampton.gov.uk">Bob.coates@couthampton.gov.uk</a>	
<b>STATEMENT OF CONFIDENTIALITY</b>			
None.			

## **BRIEF SUMMARY**

Dr Mortimore completed his 2015 Public Health Annual Report in March 2016, just before his retirement. This gave him the opportunity to present the report in its initial draft format to the local Clinical Commissioning Group and the Council Management Team to test out his recommendations. This briefing presents an overview of progress on the previous years' report (2014) and presents the latest recommendations for consideration by the board. The topics challenge the Council, NHS, and partner agencies to make improvements in services and other interventions in the crucial first 1,000 days of life among city residents.

The theme of the latest report, based on the first 1,000 days of life, is a topic that fits closely with the Marmot framework for tackling health inequalities, the model used to shape our local Health and Wellbeing Plan. The report has been presented in a traditional way, and there is also a summary format designed to be quick and easy to access. This frames the content and recommendations in a brief, engaging, and accessible format that we hope will reach a wide audience.

## **RECOMMENDATIONS:**

The Health and Wellbeing Board is asked to:

- (i) Note progress in delivering the recommendations from the Public Health Annual Report 2014 and to advise on areas where more action needs to be taken;
- (ii) Consider the recommendations in the Public Health Annual Report 2015 and advise on the most effective way to implement these in the coming year.

## **REASONS FOR REPORT RECOMMENDATIONS**

1. The reports provide a rationale for each recommendation in the relevant chapter, and are designed to summarise evidence, local datasets, and examples of local good practice. We are engaging the Health and Wellbeing board to obtain advice on how to implement the recommendations to greatest effect.

## **ALTERNATIVE OPTIONS CONSIDERED AND REJECTED**

2. None.

## **DETAIL (Including consultation carried out)**

### **Public Health Annual Report 2014**

3. The PHAR 2014 covered the following themes:
  - Fitness in young people
  - Building mental resilience in young people
  - Southampton child health profile
  - Air quality
  - Dementia in long term illness
  - High blood pressure
  - Tackling health inequalities
4. The PHAR 2014 included 25 recommendations, of which 18 are 'green' and have been completed or are on target and 7 are 'amber', which are off target. Progress against the recommendations are attached at Appendix 1.
5. The Health and Wellbeing Board are asked to note the progress delivering the recommendations from the PHAR 2014 and to advise on areas where more action needs to be taken.

### **Public Health Annual Report 2015**

6. This is the third report since Public Health leadership and responsibilities transferred from the NHS back to local authorities on 1st April 2013. In it the DPH reports on the state of Southampton's health, underlying trends and some of the future challenges we face. The first 1,000 days of life include the lead up to conception, pregnancy and the first two years of life. This period is critical to future health and wellbeing and is the time when there are huge opportunities to influence outcomes for the better.
7. The University of Southampton has contributed significantly to our improved understanding of what influences future health and what we can do about it. In a specially commissioned introduction this year, Professor Hazel Inskip from the University's MRC Lifecourse Epidemiology Unit sets out the rationale for focusing on foetal and infant development. There are clear pointers driving us to improve nutrition and lifestyles of young women and their children because of their far reaching implications for future health.
8. The series of briefings in this report set out in more detail how these and other influences impact on health. Social factors, including poverty, housing and language development are associated with poorer health outcomes such as teenage pregnancy and childhood dental decay. Tackling the root causes of social disadvantage is essential, but much can be done to reduce the impact of these factors. Emotional and mental health play an important role throughout life and attachment is a key factor in early positive childhood development. The 0-5 year Healthy Child Programme aims to strengthen protective factors around the mother and her child, identifying issues at an early stage, mobilising social support and building self-confidence.
9. The PHAR 2015 includes 31 recommendations, with the full list attached at Appendix 2. These recommendations relate to eight key themes including:



- A. Social factors
- B. Emotional and mental health
- C. Diet and nutrition
- D. Smoking
- E. Substance misuse in pregnancy
- F. Infections
- G. Screening

The Public Health Annual Report 2015 summary and full report are included at Appendix 3 and 4 respectively.

10. The Health and Wellbeing Board are asked to consider the recommendations in the PHAR 2015 and advise on the most effective way to implement these in the coming year.

**RESOURCE IMPLICATIONS**

**Capital/Revenue**

11. Many recommendations in the PHAR 2015 refer to how existing services or pathways could be improved by re-design or a change in focus. Some recommendations could result in relatively minor revenue or capital investments, but most involve audit or changes to policies and protocols that should improve outcomes without generating large cost pressures. Some recommendations refer to use of the public health grant, or the recent transfer of funding for services catering for the under 5's. In several instances, the recommendations should be cost saving in the medium to longer term.

**Property/Other**

12. None.

**LEGAL IMPLICATIONS**

**Statutory power to undertake proposals in the report:**

13. Most recommendations will not require statutory powers to implement the suggested actions. The outcome of a small number of recommendations will depend on the advice from the Board.

**Other Legal Implications:**

14. None apparent.

**POLICY FRAMEWORK IMPLICATIONS**

15. None.

**KEY DECISION?** No

<b>WARDS/COMMUNITIES AFFECTED:</b>	All
------------------------------------	-----

**SUPPORTING DOCUMENTATION**

**Appendices**

1.	Public Health Annual Report 2014: Summary of progress
2.	Public Health Annual Report 2015: List of recommendations
3.	Public Health Annual Report 2015: Summary
4.	Public Health Annual Report 2015: Full report

**Documents In Members' Rooms**

1.	

**Equality Impact Assessment**

Do the implications/subject of the report require an Equality Impact Assessment (EIA) to be carried out.	No
--	----

**Other Background Documents**

**Equality Impact Assessment and Other Background documents available for inspection at:**

Title of Background Paper(s)

Relevant Paragraph of the Access to Information Procedure Rules / Schedule 12A allowing document to be Exempt/Confidential (if applicable)

1.		
----	--	--

	ACTION	PROGRESS (RAG)	COMMENT - PROGRESS TO DATE AND NEXT STEPS	Updater
	<b>KEY:</b> <b>Green</b> – On track or completed; <b>Amber</b> – Off target; <b>Red</b> – Significantly off target; <b>Grey</b> – Missing information or status			
<b>A: Fitness in young people</b>				
A1	To create a social movement through encouraging a whole city collaborative cross-sector approach to physical activity through the Health and Wellbeing Board.	<b>GREEN</b> On target	Fitness in young people is covered through Active Nation / Southampton Gets Active and the Green Spaces consultation. Work continues to build on the 'One You' campaign encouraging the public to be responsible for their health and get more active. Currently testing a new PHE tool to assess ability to tackle childhood obesity in the city.	HWB / Bob Coates
A2	Commissioners and those planning services to ensure <i>persistence</i> and consistence of key messages by rolling out 'Making Every Contact Count' to the wider health workforce and beyond.	<b>GREEN</b> On target	The integrated commissioning unit is working with health providers towards embedding the concept of Making Every Contact Count core within the all elements of the health workforce. The ICU is also working, with the support of the CSU and HEW, to develop a programme of education which supports the broader workforce (including Domiciliary Care, Community and Voluntary Sector) to deliver this approach and become the 'eyes and ears' of the system.	ICU
A3	The Council to ensure good quality physical activity data is collected locally in school-aged children in order to monitor and evaluate the success of any work done.	<b>AMBER</b>	Our PHD student (3yrs) is assessing physical activity levels in primary school children in the city and opportunities to increase physical activity levels in conjunction with schools. The outcomes from the analysis and recommendations will be reported to the HWBB.	Children's and Families / Jo Cassey
A4	The Health and Wellbeing Board to ensure physical activity is considered as part of the planning process for the city through championing the continued development of active environments and use of existing green spaces.	<b>AMBER</b>	The HWBB held a special meeting to feed into the proposals for the local plan submission. This specifically considered the implications of healthy and active environments and maximising use of green spaces. This engagement needs to continue to progress as part of the Health and Wellbeing Strategy inequalities approach. Future informal agenda item to be scheduled in May 2016.	HWBB
<b>B: Building mental resilience in young people</b>				
B1	The HeadStart Strategy Group should make the whole school approach a central component of the HeadStart bid for 5 year funding, strengthening the community of practice and making it sustainable.	<b>GREEN</b> On target	The HeadStart bid, developed in partnership with schools and key stakeholders and through coproduction with young people, was submitted at the end of February 2016. The HWBB considered the draft submission in January 2016 and will receive the final submission in March. Subject to approval from the Big Lottery, HeadStart will be implemented in 3 tranches with 4 schools in each tranche except tranche 1 which will also include the two alternative schools, Polygon and Compass. Once all the schools have begun it is estimated that 1,038 young people will be accessing the	ICU / Katy Bartolomeo

	ACTION	PROGRESS (RAG)	COMMENT - PROGRESS TO DATE AND NEXT STEPS	Updater
	<b>KEY:</b> <b>Green</b> – On track or completed; <b>Amber</b> – Off target; <b>Red</b> – Significantly off target; <b>Grey</b> – Missing information or status			
			HeadStart Universal Plus programmes per year and 12,526 10-16 year olds accessing the Universal HeadStart services. Overall, 735 pupils will be from non-transition years i.e. secondary school years 7-11, (children aged 11 to 16), with a focus on school years 8 and 9 (children aged 12-14). The outcomes we are seeking to achieve link to our mission and the national common measurement framework, using the key question: “Does the HeadStart Southampton programme raise happiness and mental wellbeing for children and young people aged 10-16 years of age living in Southampton City?”	
B2	Building mental resilience should be a component of family and child health strategic plans and commissioning intentions from pregnancy to 19 years to raise health and wellbeing via the Children’s Transformation Board.	<b>GREEN</b> On target	The integrated prevention and early help offer for children and young people (pre birth to age 19 years) and their families in Southampton includes a strong emphasis on strengthening resilience and improving emotional health and wellbeing. There are three evidenced based pathways : ➤ parent support – including attachment, positive relationships, employment and journey out of poverty ➤ healthy lifestyles – including nutrition, exercise, sleep, safety, oral health, substance misuse and emotional wellbeing ➤ development and behavior – including speech & language development, physical, cognitive and behavioural development, social skills and school attendance	Debbie Chase / Donna Chapman
B3	Building mental resilience should form part of a wider approach to strengthen community resilience, health and wellbeing via the Be Well (mental health promotion) strategy.	<b>GREEN</b>	The Be Well Strategy is currently being refreshed. The timescale on this should allow for the findings of Mental Health Matters, the local suicide audit and plan and publication of the Mental Health Taskforce Review to be included. Draft strategy to be presented to HWBB in May 2016.	Sally Denley
<b>C: Southampton child health profile</b>				
C1	The Injury Prevention Advisory Committee (IPAC) should continue its work and produce a prioritised plan so more effective approaches to injury prevention across the city can be commissioned.	<b>AMBER</b>	A needs assessment is underway and IPAC hopes to meet to look at the report and recommendations in May 2016. A PHD student is also currently exploring the role of the GP in coordinating responses around injuries. Outcomes and recommendations will be reported to HWBB.	Public Health
C2	Injury prevention should be embedded	<b>GREEN</b>	Audit and research is undertaken by key partners working as part of the	Stephanie

	ACTION	PROGRESS (RAG)	COMMENT - PROGRESS TO DATE AND NEXT STEPS	Updater
	<b>KEY:</b> <b>Green</b> – On track or completed; <b>Amber</b> – Off target; <b>Red</b> – Significantly off target; <b>Grey</b> – Missing information or status			
	into the Better Care Programme by creating better intelligence to improve understanding of accidents and injury prevention across the city, through service audits and research studies.	Ongoing	Better Care programme. Better Care has embedded some injury prevention programmes in key areas e.g. fragility fracture in the elderly	Ramsey / Bob Coates
C3	The Council is encouraged to sign up to the compact with Hampshire Fire & Rescue, to enable closer working and collaboration with fire services, which could help boost efforts to prevent injuries.	<b>GREEN</b> On target	As the Hampshire Compact has evolved the Council have engaged in supporting Hampshire Fire and Rescue Service by developing more open and effective channels of communication and data sharing. Working towards joint principles of improving Health and Wellbeing. Youth interventions include: long term health conditions, low level self harm, improving self-esteem and increasing activity level Elderly interventions include: ill health and falls prevention.	HWBB / Bob Coates
<b>D: Air quality in Southampton</b>				
D1	There is a need for joined up strategic intent on combating air pollution, sustainable development and encouraging people to walk and cycle. The Low Emission Strategy should provide the direction for this vision and be governed by the Health & Wellbeing Board.	<b>AMBER</b>	Air Quality is covered in the Cabinet response to the Air Quality Inquiry and the subsequent Low Emissions Strategy which will be governed by the HWB Board. Work is underway to develop the Low Emissions Strategy, the draft implementation report is due for publication in March 2016. A Clean Air Strategy (CAS) is to be produced as public facing document setting out the range of activities SCC will pursue to deliver improvements. It is anticipated that a draft will be available for consultation late Summer 2016/17.	Debbie Chase
D2	To improve public awareness, a clearer Council webpage should inform on progress since the last Air Quality Action Plan; Stronger promotion of Council's efforts is needed in a more 'public friendly' way to tackle air pollution.	<b>GREEN</b> On target	Funding has been secured through the DEFRA Air Quality Capital Grant programme to develop a Clean Air Partnership. This includes development of webpages to support and communicate all activities in the Clean Air Strategy and inform businesses and the public on how they can contribute. These pages will be merged with the My Journey site and share the same branding. First pages are anticipated in June/July 2016 and will be developed in conjunction with the associated activities to improve air quality.	Steve Guppy/ Debbie Chase
D3	Stronger links with planning should be developed to ensure public health implications are considered in decision-making.	<b>GREEN</b> On target	Planning guidance is being developed to ensure the development control processes takes appropriate account of any air quality impacts and good design and best-practice measures are introduced to both reduce pollutant emissions and human exposure. The guidance will introduce the concept of damage costs to ensure the impacts can be quantified and mitigation measures are adequate. It will also provide standards for undertaking air	Steve Guppy/ Debbie Chase

	ACTION	PROGRESS (RAG)	COMMENT - PROGRESS TO DATE AND NEXT STEPS	Updater
	<b>KEY:</b> <b>Green</b> – On track or completed; <b>Amber</b> – Off target; <b>Red</b> – Significantly off target; <b>Grey</b> – Missing information or status			
			quality assessments to ensure impacts are reported in an accurate and consistent way. It is anticipated that a draft will be available for consultation in June/July 2016 and can be introduced on an informal basis. By referencing it in the Air Quality Management Plan it can be adopted as advice and will gain further weight as the Local Plan review proceeds with the expectation that a final version will be adopted as a Supplementary Planning Document by Q3/4 2016/17	
<b>E: Dementia and long term illness</b>				
E1	NHS providers should ensure that people with dementia have appropriate physical health checks to manage the many health problems that are often present.	<b>GREEN</b> On target	Where a patient does not already have a care plan or an advanced care plan in place, it is expected that the GP practice will develop a care plan. A face-to-face care plan or advanced care plan review focuses on support needs of the patient and their carer. In particular the review will address the following key issues: <ul style="list-style-type: none"> <li>• an appropriate physical, mental health and social review for the patient,</li> <li>• a record of the patients' wishes for the future,</li> <li>• communication and co-ordination arrangements with secondary care (if applicable),</li> <li>• identification of the patients' carer(s)</li> </ul>	ICU / Stephanie Ramsey
E2	All service providers should aim to create dementia friendly services to enable people with dementia and their carers to feel confident about accessing support for all their physical health needs.	<b>GREEN</b> On target	Southampton scrutiny inquiry 'Making Southampton a dementia friendly city' launched in September 2015, the inquiry has compiled a file of evidence from the contribution made by invited experts in the field, and this will be used to produce a final report of the inquiry. The inquiry has identified many areas of good practice, and will make recommendations of where, as a city, we could be doing more. The final report is due at the end of April 2016.	ICU / Stephanie Ramsey
E3	Commissioners should work with service providers to minimise the number of different services that people with dementia need to access to receive care for their physical and mental health.	<b>AMBER</b>	In line with Better Care Southampton, OPMH and Physical health teams continue to develop and deliver against joint integration plans, this includes a memorandum of understanding between SHFT and Solent NHS Trust. Integration plans and progress of delivery is being included in CRM process.	ICU / Stephanie Ramsey /
E4	GPs and primary care teams are encouraged to increase awareness of	<b>GREEN</b> Ongoing	A programme of regular communication with GP practices providing information and access to a range of resources included GP Tutorial	CCG / Sue Robinson

	ACTION	PROGRESS (RAG)	COMMENT - PROGRESS TO DATE AND NEXT STEPS	Updater
	<b>KEY:</b> <b>Green</b> – On track or completed; <b>Amber</b> – Off target; <b>Red</b> – Significantly off target; <b>Grey</b> – Missing information or status			
	early signs of dementia, to manage risk factors that exacerbate dementia symptoms, and to exclude other diseases that may mimic dementia (such as hypothyroidism or depression in older people, for example). Early referral to specialist memory clinics helps refine the diagnostic subgroups, plan management and optimise care for dementia patients and their carers.		OPMH – Dementia. This provided primary care with summary information in a number of areas: <ul style="list-style-type: none"> <li>• Identification of patients at clinical risk of Dementia</li> <li>• Guide to overlapping symptoms of depression and dementia, other physical health problems causing delirium.</li> </ul> This has resulted in significant progress to improve our diagnosis rate, resulting in more people having access to information, services and support. The current diagnosis rate in the city as at January 2016 is reported at 71% of the expected prevalence having received a diagnosis, and above the national average. <p>The Over 75 nurses proactively contact patients who do not often see their GP, and encourage assessment should they show signs of memory loss. Due to changes in the follow up system there is now more capacity for early assessment in the memory clinic.</p>	
<b>F: High blood pressure: A global health threat</b>				
F1	GP practices and other providers of health checks need to use every opportunity to improve the diagnosis of hypertension in the general population, reducing any delay before effective treatment is initiated.	<b>GREEN</b> Ongoing	4,289 health checks were completed by GP practices in the period April 2014 to March 2015. However, many people found to have a raised BP on a health check will not be hypertensive. They should then have further measurements, either ABPM (ambulatory BP monitoring) over 24 hours, or home BP monitoring, ideally twice daily readings for a week, to confirm or refute the diagnosis. <p>GP Clinical software will automatically flag an alert during a consultation when a patient has not had their BP recorded for five years, reminding the clinician to check the BP.</p> <p>Diagnosis of hypertension has increased from 10.83% to 10.87% in 2014/15, which equates to more than 1,000 additional people diagnosed. However, it is estimated that hypertension is still underdiagnosed in the city and work continues to increase detection rates.</p>	CCG / Sue Robinson / Bob Coates
F2	General Practices are encouraged to take action to increase the proportion of patients that achieve target BP control on their chronic disease registers.	<b>GREEN</b> Ongoing	Practices continue to be incentivised through the Quality and Outcomes Framework to maintain good B/P control in patients with chronic conditions and the general population over 45 years. <p>96.89% of patients over 45 years had a B/P recorded between April 2014 and March 2015, an increase of 8.15% on the previous year.</p> <p>Across all chronic conditions monitored through QOF, the level of B/P control is being maintained, with 87.75% of patients with a record of B/P</p>	CCG / Sue Robinson

	ACTION	PROGRESS (RAG)	COMMENT - PROGRESS TO DATE AND NEXT STEPS	Updater
	<b>KEY:</b> <b>Green</b> – On track or completed; <b>Amber</b> – Off target; <b>Red</b> – Significantly off target; <b>Grey</b> – Missing information or status			
			within the target range, a small increase of 0.32% on the previous year.	
F3	The Health Services and other partners should take every opportunity to raise public awareness of the high prevalence of high blood pressure, where to access BP measurements, and how modification of lifestyle can reduce the risk of cardiovascular complications.	<b>GREEN</b> Ongoing	The CCG has commissioned the Stroke Association to undertake Stroke prevention and awareness work. During 2015 a number of “Know your Blood Pressure” events took place together with Stroke prevention and awareness presentations to a number of organisations and audiences e.g. Mencap, Solent students, Sure Start, residents associations. The CCG has supported the British Heart Foundation’s campaigns via internal communications and via social media. There has also been some promotion of local pharmacy health checks. This will form part of the ‘One You’ campaign in early summer 2016.	Dawn Buck / Paddy O’Shea
F4	Low cost home BP monitoring is widely available and affordable, it provides useful information, and helps reassure people that their BP is under control. Steps should be taken to ensure accurate measurement technique and regular recalibration of the equipment used. This option may not suit all individuals, and can cause undue anxiety, so we recommend people discuss this option with their GP.	<b>GREEN</b> Ongoing	Many GP practices have an accessible B/P machine in their waiting room for patient use. Portable B/P machines are available to loan from some practices for short term home use.  All practices are able to refer patients for 24 hour BP monitoring, which is very helpful in making an accurate diagnosis of hypertension.	CCG / Sue Robinson
<b>G: Tackling health inequalities in Southampton</b>				
G1	Based on the best evidence available, the City’s Health and Wellbeing Board should develop a city-wide targeted programme of actions to tackle health inequalities due to wider social and environmental factors affecting the public’s health.	<b>AMBER</b>	Health Inequalities has been considered by the Health Inequalities Reference Group and will be a key theme for updating the JSNA and Health and Wellbeing Strategy. As part of the approach it is proposed that a Health Inequalities Action Plan is developed to ensure a coordinated approach across the city.	HWB
G2	The Health and Wellbeing Board should make specific recommendations on urgent, high priority actions to be taken by the Council and the local NHS that will	<b>AMBER</b>	Health Inequalities has been considered by the Health Inequalities Reference Group and will be a key theme for updating the JSNA and Health and Wellbeing Strategy. As part of the approach it is proposed that a Health Inequalities Action Plan is developed to ensure a coordinated approach across the city.	HWB



	ACTION	PROGRESS (RAG)	COMMENT - PROGRESS TO DATE AND NEXT STEPS	Updater
	<b>KEY:</b> <b>Green</b> – On track or completed; <b>Amber</b> – Off target; <b>Red</b> – Significantly off target; <b>Grey</b> – Missing information or status			
	have the most impact in the short to medium term, based on findings in this report.			
G3	The local NHS, led by the Clinical Commissioning Group, should assess health inequalities that could be reduced by health service interventions, and develop deliverable plans to reduce these.	<b>GREEN</b> On target	CCG Operating plan for 2015/16 identifies key priorities and actions for reducing inequalities including implementation of National Audit Office Health Inequities report recommendations such as increasing prescribing of drugs to control blood pressure, to reduce cholesterol and increasing anticoagulant therapy in atrial fibrillation. New Diabetes service model being implemented with majority of care (80% patients) being delivered in primary care, with support from specialist community diabetes service to improve blood sugar control in diabetes. Focussed work on implementing Parity of esteem programme, including use of CQUIN payments. Priorities under development for 2016/17. We are working on a local improvement scheme, aimed at supporting practices in caring for patients living in the most deprived LSOAs. The six cluster areas in the City are encouraged to develop locality plans which reflect the needs of their community, to inform commissioning strategy.	CCG – Sue Robinson / ICU - Stephanie Ramsey
G4	The Health and Wellbeing Board should use the opportunity of its next five-year strategy to prioritise actions that will reduce inequalities, improve overall health and create a fairer Southampton.	<b>GREEN</b> On target	Health Inequalities has been considered by the Health Inequalities Reference Group and will be a key theme for updating the JSNA and Health and Wellbeing Strategy. As part of the approach it is proposed that a Health Inequalities Action Plan is developed to ensure a coordinated approach across the city. The outcomes from the Fairness Commission that relate to the health system will also feed into this.	HWB

This page is intentionally left blank

### Public Health Annual Report 2015: List of recommendations

<b>PHAR 2015 Recommendation</b>		<b>Lead Partnership / Organisation</b>	<b>Key Group / Board / service</b>
<b>A</b>	<b>SOCIAL FACTORS</b>		
A1	The Health and Wellbeing Board should promote the development of a child poverty strategy for Southampton (as recommended by the Children's Commissioner)	Southampton Connect	Anti-Poverty Network
A2	Service providers should identify new ways of engaging with disadvantaged groups of women pre-conceptually and during pregnancy to support them to make healthy choices in recognition of their social circumstances	CCG	Integration Board
A3	Locality based children's health and social care teams should be formally integrated to deliver shared outcomes, and seek opportunities to "make every contact count"	SCC / CCG	ICU / Children and Families
A4	Reducing health and developmental inequalities must be a priority for those young children identified as vulnerable, ensuring the approach supports "proportionate universalism"	HWBB	ICU / Children and Families
A5	The Health and Wellbeing Board should consider the poor dental health in children that has persisted for over two decades and make a recommendation on the implementation of Southampton's water fluoridation scheme	HWBB	Public Health
<b>B</b>	<b>EMOTIONAL AND MENTAL HEALTH</b>		
B1	Evidence based approaches should be embedded within services (and innovative approaches assessed) to improve mental health during pregnancy	SCC / CCG	ICU / Children and Families
B2	Health professionals should take every opportunity to prevent and identify mental health issues at the earliest stage, pre-pregnancy, during pregnancy and in the early years of life	CCG	ICU
B3	The Health and Wellbeing Board should ensure that community resourcefulness is promoted and is a key principle in future strategies	HWBB	
B4	All pregnant mothers and their partners should be able to access antenatal and postnatal support with a strong focus on the quality of the interaction between the parent/s and the child	CCG	ICU

<b>PHAR 2015 Recommendation</b>		<b>Lead Partnership / Organisation</b>	<b>Key Group / Board / service</b>
B5	Recording of mental health and attachment should be included as indicators of the quality of maternity and health visiting services	CCG	ICU
<b>C</b>	<b>DIET AND NUTRITION</b>		
C1	More settings should be supported to achieve quality standards in terms of food and nutrition provision, with training provided for staff and volunteers in these settings on nutrition in the early years	SCC	Children and Families
C2	Targeted promotion, and opportunities for practical skills development is required for at risk families, especially those affected by the welfare reforms, through both health and community services. This should include promotion of breastfeeding, Healthy Start, and weaning and practical skills development for healthy eating on a budget	HWBB	Children and Families
C3	To make healthier food choices easier for people in Southampton, the public health impact should feature in decisions by various sectors which shape and influence food choices including planning, licencing, economic development, transport and leisure	SCC	Public Health
<b>D</b>	<b>SMOKING</b>		
D1	Commissioners and maternity services should support the extension of CO screening across the whole antenatal pathway including health visitors, and all agencies working with young families, to ensure this is systematically and sustainably implemented across the system in a joined up approach by end of 2016	CCG	ICU
D2	Commissioners and maternity services should review the outcomes of the FNP work to consider longer term investment to reduce smoking in young pregnant women, focussing on deprivation areas	CCG	ICU
D3	Agencies should work together to support the delivery of a Smoke Free Homes campaign by Children's Centres/FNPs and Health visitors in 2016	HWBB	SCC / CCG communications
<b>E</b>	<b>SUBSTANCE MISUSE IN PREGNANCY</b>		
E1	The data collection methods and referral pathway for maternity and substance misuse services should be reviewed to understand the scale of the problem posed by substance misuse in pregnancy and identify ways to improve outcomes.	ICU	Substance misuse / maternity services

<b>PHAR 2015 Recommendation</b>		<b>Lead Partnership / Organisation</b>	<b>Key Group / Board / service</b>
E2	The training of healthcare staff involved in the clinical management of women who misuse substances during pregnancy should be reviewed to ensure appropriate health knowledge is available for prevention and management.	CCG	ICU
E3	Midwives should extend questions about alcohol use in pregnancy to a modified version of the AUDIT tool and be trained in brief advice or extended brief interventions.	CCG	ICU
E4	Alcohol's harmful effects in pregnancy should be emphasised more in schools delivering sexual health education.	SCC	Children and Families
E5	Women of reproductive age who are consuming risky levels of alcohol should be signposted to contraceptive services by drug and alcohol services.	ICU	Substance misuse / maternity services
E6	Women using sexual health services who are found to be consuming high levels of alcohol are warned about the risks of Foetal Alcohol Spectrum Disorder and should be signposted to the appropriate drug and alcohol services.	ICU	Substance misuse / maternity services
E7	The new guidance on alcohol should be widely promoted, emphasising the important change to advice during pregnancy.	HWBB	Public Health / ICU
<b>F</b>	<b>INFECTIONS</b>		
F1	The awareness by clinical staff of the risk factors for serious infection, including maternal obesity and following caesarean section, should be increased to improve recognition	NHS England	
F2	The local translation of the NICE "febrile" guideline into care pathways across the Wessex area should be supported and widely promoted by service providers	NHS England	
F3	The risk of chicken pox infection during pregnancy is higher in women from other countries, and local obstetric protocols need to raise awareness of this greater risk and encourage proactive diagnosis and advice	CCG	ICU
F4	BCG "catch-up" immunisation must be ensured locally, especially given the recent increase in TB notifications in the Southampton area	CCG	ICU

<b>PHAR 2015 Recommendation</b>		<b>Lead Partnership / Organisation</b>	<b>Key Group / Board / service</b>
F5	New schedules of immunisation need to be promoted actively to ensure the highest level of protection for mothers and babies, as immunisation among pregnant mothers remains the most important strategy to reduce harm to mother and baby	CCG	ICU
<b>G</b>	<b>SCREENING</b>		
G1	Service providers should maintain the high coverage of antenatal and new-born screening in line with the targets of the five main national screening programmes.	CCG	ICU
G2	The new-born and infant examination screening programme coverage should be reviewed by public health when the data becomes available in 2015/16.	SCC	Public Health
G3	The outcome data from the various programmes should be reviewed to better understand the burden of disease affecting Southampton and the relative benefits of the screening programmes.	SCC	Public Health


Public health  
summary  
report

2015

The first 1,000 days



# Finding out more about the health of Southampton



If Southampton is to become a healthier city, we need to know what our current health outcomes are, trends over time, how we compare with similar cities and what the evidence suggests will make the biggest difference if we want to improve.

There is a wide range of information in our Joint Strategic Needs Assessment (JSNA) that helps us understand the health of people in Southampton. This resource is regularly updated and paints a picture of what life is like in Southampton and what the health challenges are. The full JSNA is a web-based resource and can be found at [www.publichealth.southampton.gov.uk/jsna](http://www.publichealth.southampton.gov.uk/jsna). As well as data and analyses, there are mapping tools and summaries which enable a detailed picture to be built up on a wide range of topics.

The back catalogue of annual reports is available on our website; these give an in-depth analysis of a range of topics that remain current in our city. As well as publishing an Annual Report and a Joint Strategic Needs Assessment (JSNA), we also produce a number of other resources that help build up a more detailed picture of health in Southampton. These include briefing notes which are a comprehensive look at topics such as child growth, inequalities and sexual health. We produce profiles of the sixteen electoral wards in the city; these are available as an interactive mapping tool on our website. Please visit our website to access any of these resources: [www.publichealth.southampton.gov.uk](http://www.publichealth.southampton.gov.uk)

## Acknowledgements

My special thanks go to Bob Coates and Dan King for editing this report and to the following members of the public health team for their contributions: Jenifer Barker, Debbie Chase, Ginny Cranshaw, Parvin Damani, Sally Denley, Nicola Duffield, Tim Davis, Mohammed Jawad, Vanella Mead, Rebecca Nunn, Robin Poole, Cassandra Powers, Dawn Saunders, Ravita Taheem, and Gemma Ward.

Special thanks also to guest contributors: Laura Brook, Hazel Inskip Jeyanthi John, Patrick O'Shea and Sue Thompson.



Wednesday exercises in Queen's Park, Southampton by Kay Brown of Urban Sketchers Southampton ©



## Preface

This is my third report since Public Health leadership and responsibilities transferred from the NHS back to local authorities on 1st April 2013. In it I report on the state of Southampton's health, underlying trends and some of the future challenges that we face, and make recommendations for how health can be improved.

"Start well, stay well" could sum up our approach to improving health and reducing inequalities. It is also where the evidence tells us we should go if we are serious about making a difference to the lives of Southampton people. While the health of people living in Southampton continues to improve and we are living longer, not all of these extra years of life are lived in good health or free from disability. Some health indicators in childhood show that we are not yet succeeding in our aim to give every young person the best possible start in life. There has also been limited progress in narrowing the health gap between the wealthy and those who are on low incomes, and many challenges remain or have increased in significance.

In this report I have chosen to focus on the first 1,000 days of life; the lead up to conception, pregnancy and the first two years of life. This period is critical to future health and wellbeing and is the time when there are huge opportunities to influence outcomes for the better.

The University of Southampton has contributed significantly to our improved understanding of what influences future health and what we can do about it. In a specially commissioned introduction this year, Professor Hazel Inskip from the University's MRC Lifecourse Epidemiology Unit sets out the rationale for focusing on fetal and infant development. There are clear pointers driving us to improve nutrition and lifestyles of young women and their children because of their far reaching implications for future health.

The series of briefings in this report set out in more detail how these and other influences impact on health. Social factors, including poverty, housing and language development are associated with poorer health outcomes such as teenage pregnancy and childhood dental decay. Tackling the root causes of social disadvantage is essential, but much can be done to reduce the impact of these factors.

Emotional and mental health play an important role throughout life and attachment is a key factor in early positive childhood development. The 0-5 year Healthy Child Programme aims to strengthen protective factors around the mother and her child, identifying issues at an early stage, mobilising social support and building self-confidence.

The key role of diet and nutrition in laying the foundations for good health is explored in further detail; eating the right foods in pregnancy, the role of supplements, the importance of breast feeding,

maintaining a healthy weight and making healthy food choices. Important recommendations are set out that will support families to ensure that children enjoy the life-long benefits of being a healthy weight.

Smoking, drugs and alcohol cause harm to babies, both in the womb and after they are born. The most vulnerable should be protected from harmful substances if they are to have the best possible start in life. Two chapters in the report are devoted to setting out what these threats to future health are and what more we can do to enable parents to avoid them.

Infections are a much lesser threat than they were even a decade ago, as vaccination programmes have expanded to protect against a wider range of infectious agents. However, new problems are emerging, including antibiotic resistance, and vigilance will always be needed to prevent, detect early and treat well.

Screening for infections and other health problems contributes to reducing preventable disease, disability and avoidable deaths. The final section of the report describes the screening programmes that are on offer. They remain an offer. It is vital that we communicate the risks and benefits clearly and consistently, enabling all families to make good choices encouraging as many parents as possible to opt in.

A set of 12 key indicators are given at the end of the report (see Appendix 2). These will help demonstrate over time whether what we do in the first 1,000 days is having an impact on improving the health and life-time chances of our city's children.

As with last year's Public Health Report, we are making the online version of the report a more useful resource; full technical briefings on this year's selected topics are published along with links to further information in the JSNA and elsewhere, as well as topic summaries, city profiles and other resources.


My hope is that the Report and its recommendations not only stir debate but lead to much-needed action.



**Dr Andrew Mortimore**  
**Director of Public Health**  
**Southampton City Council**

**February 2016**

# Introduction



## The theme for this year's report is the first 1,000 days of life...

Shakespeare got it seriously wrong - at least from a health perspective. His "seven ages of man" in *As You Like It* starts with the "infant mewling and puking in the nurse's arms". But by the time infants start mewling and puking, they have done a lot of growing and have already acquired many characteristics that will determine their health in later life. We need to start further back in time.

We have been slow to wake up to the importance of pregnancy, let alone pre-conception. Until relatively recently, pregnancy was something to be slightly embarrassed about. Queen Victoria, herself pregnant many times, despised it and wrote to her daughter saying "What you say of the pride of giving life to an immortal soul is very fine, dear, but I cannot enter into that; I think much more of our being like a cow or a dog at such moments." Fortunately, times have changed, pregnancy is celebrated and we try to support pregnant women and their families to ensure the health of the mother and child.

Think of a car. Which would you expect to last longer; the car made out of parts from a scrap yard, or a new car straight from a high-tech factory? Not a difficult question to answer. We have all absorbed the maxim that the better something is made, the longer it will last. Specifically, though, we've taken it on board in relation to technology. However, we've been extraordinarily slow in applying it to the way humans are made.

The first 1,000 days refers to the period from conception to age two years. The interest in this period largely arose in relation to low income countries where there was concern about children being stunted. Women's health and nutrition before and during pregnancy, and infant feeding and weaning were considered vital for healthy children; the first 1,000 days has become widely accepted as a time when action is needed to give children the best start in life. However, it is also important in high income countries, such as the UK, too. Here though, the major concern is not stunting and under-development but the opposite, namely, our obesity epidemic and the later risk of chronic diseases such as diabetes and cardiovascular disease.

Figure 1: Lifecourse model of chronic disease risk

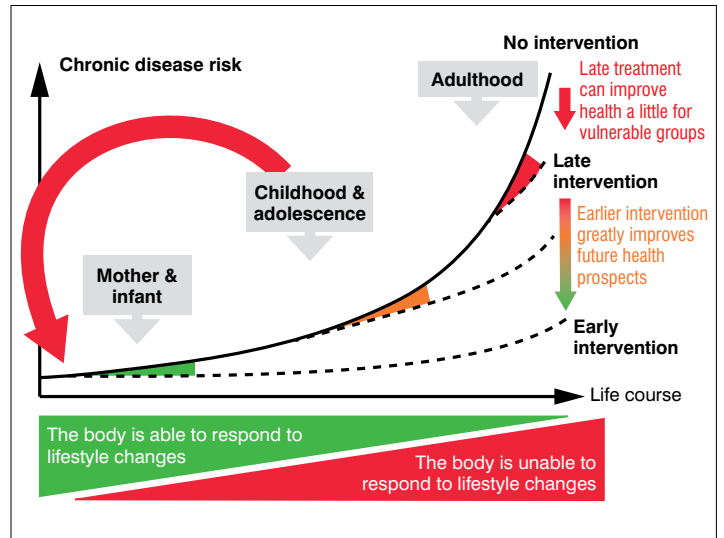


Figure 1 shows that our risk of chronic disease increases as we age, but early intervention can have a greater effect than leaving it until later. Improving the lives of children and adolescents has a double advantage as it improves the health of the children themselves but also prepares them better for having their own children so their pre-conception health is enhanced and their children benefit. Adapted from Hanson M and Gluckman PD. *Physiological reviews*, 2014.

Studies in the last few years from around the world have shown that people who were born small have higher risks in adult life of coronary heart disease, raised blood pressure and cholesterol, obesity, osteoporosis and bone fractures. However, it's also true that there is an association between high birth weight and later obesity, diabetes and other chronic diseases. There are thought to be two routes to later obesity: via excess or restricted growth in the womb and early life.

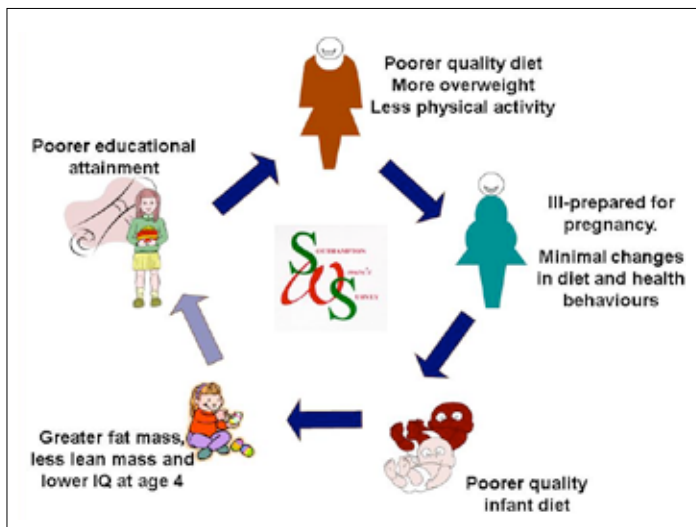
Clearly something about the way babies are formed before they are born has an impact much later in life. Size at birth is a crude measure that summarises the way the baby has grown in the womb, but despite the crudeness of the measure, we still see strong relationships with these major disorders. The list of diseases is dramatic. Heart disease is the commonest cause of death in this country and heart disease and diabetes rates are rising in many countries. Furthermore, rapid growth in early life seems to have a negative effect on health and development

of the child. Rapid growth may however not be bad, as it could be due to the baby catching up after less-than-optimal growth in the womb. But failure to thrive after birth is not good either. Infant feeding is a complex issue, but infancy is a time of rapid growth, and infant diets provide the building blocks for physical development.

So how are babies made? We all think we know the answer to that! But what is the impact of the diet and health of the parents before conception? What happens around conception? And what happens in the womb during the subsequent nine months? What makes babies different from each other when they emerge from the womb? What influences their health and development in the early years?

In Southampton, the Southampton Women's Survey (SWS) was set up to examine these issues, among others. More than 12,500 women aged 20-34 years were recruited to the study when they were not pregnant and those who subsequently became pregnant were seen three times in pregnancy, with the babies measured at birth and then followed-up frequently through childhood. More than 3,000 babies were born to women in the study.

**Figure 2: Southampton Women's Survey findings**



The SWS has given us some important insights into what is going on. Figure 2 shows some of the findings which are presented as a cycle that needs to be broken if we are to improve health. Educational attainment is strongly associated with the quality of a woman's diet, her body composition and her levels of physical activity. Women do not modify their lifestyles to any great extent in the months leading up to pregnancy (many pregnancies being unplanned) and only make minimal changes to their dietary quality during pregnancy itself. The strongest predictor of the quality of diets of the infants and children is the quality of the diet of the mother before she even became pregnant. Poor quality of infant feeding, even adjusted for a wide

range of socio-economic and maternal factors, is associated with greater fat mass and less lean mass (such as muscle) and lower IQ in the children at age four years. While the SWS children are not old enough to measure educational outcomes it would not be surprising if the circle were closed to provide the link in pale blue in figure 2.

Further work in the SWS has identified five key factors that are associated with obesity in the child at ages 4 and 6 years. The factors in question are: the mother being overweight before conception of the child, excessive weight gain in pregnancy, low levels of vitamin D in the mother during pregnancy, maternal smoking during pregnancy, and short duration of breastfeeding. Children with four or five of these factors were around four times more likely to be overweight or obese at ages 4 and 6 years than those with none.

Work linked to the SWS has also demonstrated the importance of the role of fathers. While it is women who get pregnant, their lifestyles are inextricably linked with those of their partners and the men can have a strong influence on the family diet. Men's sperm quality is undoubtedly important too, so the importance of a healthy lifestyle before conception doesn't only apply to women.

We are gradually putting together the pieces of the jigsaw to give us a picture of the influences on fetal and infant development. For now, we have clear pointers driving us to improve the nutrition and lifestyles of young women and their children. The effects of these undoubtedly have far-reaching implications for health, and so optimising the influences during the first 1,000 days is crucial.

For anyone able to read this report, it's too late to alter what happened to us in the womb and in early life – our first 1,000 days are over. But we can maximise our health prospects and those of our children at any stage. Even the poorly made car can be kept going for longer if it is lovingly maintained and carefully driven. So, while adding an extra age to Shakespeare's "seven ages of man", we need to remember that at all eight ages there are opportunities for improving our health, but certainly a greater focus on the first 1,000 days would benefit future generations.



**Professor Hazel Inskip**  
**Southampton University**  
**MRC Lifecourse Epidemiology Unit**



# Contents

**8** Social factors

**10** Emotional and mental health

**12** Diet and nutrition

**14** Smoking

**16** Substance misuse in pregnancy


**18** Infections

**20** Screening

22 Appendix 1

23 Appendix 2

# Social factors in the first 1,000 days




## Why is this issue important?

About 12,000 children and young people (aged under 19 years) in Southampton live in relative poverty (over half are under 5). Living in poverty has a serious impact on children's lives, negatively affecting their educational attainment, health and happiness as well as having long term adverse consequences into adulthood. In Southampton, life expectancy is on average 8 years shorter for males and 5 years shorter for females when we compare the most affluent and deprived areas.

Poverty of the family, combined with a range of social factors can be measured or quantified as a socio-economic deprivation index\*. From highest to lowest levels of deprivation, children living in more deprived circumstances are:

- Nine times more likely to die of a sudden unexpected death in infancy
- Three times more likely to have a mental health problem
- Thirteen times more likely to suffer injury or poisoning
- More likely to have language delay and experience a much higher number of discouragements than encouragements
- More likely to live in cold, damp and mouldy homes increasing their risk of mental health problems, slower physical and cognitive development and making them between 1.5 and 3 times more likely to develop symptoms of asthma than children living in warm and dry homes

**In Southampton, life expectancy is on average 8 years shorter for males and 5 years shorter for females when we compare the most affluent and deprived areas.**



## Poverty and associated risk factors

A caregiver's experience of poverty, mental health problems, domestic violence and substance misuse impacts the young child's rapidly developing nervous system and their health and wellbeing across the life span. These stresses often couple together with other risk factors such as poor diet and smoking in the household.

## Looked after children

In April 2015 there were 615 looked after children and 387 on child protection plans in Southampton (75% higher compared to England and 37% higher than our statistical neighbours). Indicators of health and wellbeing and learning development for these children suggest that their experience is much worse than the average for our overall child population.

## Teenage pregnancy

Teenage conceptions have long been regarded as a proxy indicator for wider evidence of low aspirations, and social and educational disengagement. In 2013 there were 129 under 18 conceptions in Southampton; a significantly higher conception rate compared with other similar areas in England.

## Dental health

Keeping children healthy and free from dental decay is important as they are learning to speak and socialise. In Southampton around 500 children were admitted to hospital in 2014-15, of which around 180 were aged under 5 years. The majority of admissions were for dental extractions under general anaesthetic. The highest levels of dental caries are experienced by the most deprived groups.

## What is currently being done or can be done in Southampton?

### Return on investment

Evidence has shown that the early caregiving environment, and in particular parenting, mediates around 50% of the contextual factors (e.g. poverty) that influence children's early development and wellbeing. For instance:

- Every £1 invested in quality early care and education saves the taxpayer up to £13 in future costs.

- For every £1 spent on early year's education, £7 has to be spent to have the same impact in adolescence.
- Targeted parenting programmes to prevent conduct disorders pay back £8 over 6 years for every £1 invested with savings to the NHS, education and criminal justice system.


### Parenting programmes

Parenting has a greater influence on a child's life in the early years than education, wealth or class. Supporting parents with parenting programmes has a positive impact on both parent's and children's wellbeing and mental health.

### Family Nurse Partnership Programme (FNP)

The FNP offers intensive support for first time younger pregnant women that are more vulnerable and are more likely to smoke, have a poor diet and are often subject to stigma. A recently published randomised trial of FNP suggested no additional short term benefits compared to usual care. Longer term outcomes on attachment and educational outcomes are awaited.

**Every £1 invested in quality early care and education saves the taxpayer up to £13 in future costs.**



In August 2014, Southampton City Council's children's service team assessed the impact of pre-birth to 5 services in Southampton against a child's achievement at the end of the early years foundation stage (EYFS). They found that those children who accessed at least 3 terms (540 hours) of early years' service provision from 2009-14 were almost 17% more likely to achieve a good level at EYFS compared to those with zero hours.

### Children's Centres

There are 14 children's centres within the city offering high quality early years education and focusing on areas of highest deprivation. Over 14,900 (89% of children under 5) had registered contact with Children's Centres in 2014/15 with 37% using the centres on a monthly basis.

### Dental health

A locally-developed programme Saving Smiles is being rolled out across Early Years settings in the city. Currently 25 settings are on board and a member of staff in each is being trained as an oral health 'champion'. Implementing the city's water fluoridation scheme would go further to protect and improve the dental health of children living in the area.

### Future infrastructure: integrating health and children's centre provision

In Southampton, children's centre staff work in partnership with health visitors and midwives. With the new local authority commissioning responsibility for health visiting and family nurse partnership, we have the opportunity to formally integrate health and children centre provision for 0-5 year olds ensuring shared ownership of outcomes.

### Recommendations of the Director of Public Health

- ♥ The Health and Wellbeing Board should promote the development of a child poverty strategy for Southampton (as recommended by the Children's Commissioner)
- ♥ Reducing health and developmental inequalities must be a priority for those young children identified as vulnerable, ensuring the approach supports "proportionate universalism"
- ♥ Service providers should identify new ways of engaging with disadvantaged groups of women pre-conceptually and during pregnancy to support them to make healthy choices in recognition of their social circumstances
- ♥ The Health and Wellbeing Board should consider the poor dental health in children that has persisted for over two decades and make a recommendation on the implementation of Southampton's water fluoridation scheme
- ♥ Locality based children's health and social care teams should be formally integrated to deliver shared outcomes, and seek opportunities to "make every contact count"

# Emotional and mental health and the first 1,000 days




## Why is this issue important?

The significance of maternal mental health and its subsequent impact upon infant mental health cannot be overstated; the foundation years (up to five years) are the time that children develop their emotional intelligence, resilience and ability to empathise.

- Early adversities such as maltreatment, trauma or stress and/or exposure to high levels of maternal stress hormones in the womb can interfere with neuro-development in the baby, leading to problems throughout their life course such as lower educational attainment, the adoption of risky health-related behaviours, social, emotional and mental health problems
- Of about 6,000 births at Southampton maternity units each year around 2,000 mothers responded yes when asked whether they have a mental health problem
- It is estimated that postnatal depression affects 10-15% of women and many others experience other mental health problems such as post-traumatic stress disorder (PTSD), anxiety and adjustment disorders

Of about 6,000 births at Southampton maternity units each year around 2,000 mothers responded **yes** when asked whether they have a mental health problem



- Children of mothers with mental ill-health are five times more likely to have mental health problems themselves
- Maternal depression impacts on school readiness, resulting in an increased likelihood of behaviour and emotional problems, language development delay, impaired parent child attachment, conduct disorders and learning difficulties
- Maternal depression, together with anxiety and psychosis carry a long term cost to society of about £8.1 billion for each one year cohort of births in the UK
- It is estimated that around 50% of women with perinatal health problems are not identified or treated
- Attachment is a key factor in early positive childhood development. The way parents interact with their children influence how children regulate their own behaviour and emotions

## What is currently being done or can be done in Southampton?

In Southampton, all mothers known to the health service and identified as having low mood are offered evidence based interventions. Integrated working between health visitors, the Individual Access to Psychological Therapy (IAPT) service and children's centres enable the delivery of cognitive behavioural therapy group sessions for mothers with postnatal depression.

### Specialist Perinatal Team

Southampton mothers have access to a perinatal team in a specialist facility with 10 beds. Admissions are received from across England with referral criteria including moderate to severe depression, anxiety disorders, bipolar disorder, complex presentations and puerperal psychosis.

### Health Visitors & Protective Factors

Health visitors in Southampton seek to strengthen protective factors during the transition to motherhood by placing emphasis on social support, self-efficacy and preparedness to help prevent postnatal depression and other mental health issues (see figure 3).





by the National Childbirth Trust found that among 296 new fathers, 38% were concerned about their mental health while a separate study of 13,228 fathers in England found that severe postnatal depression was associated with emotional and behavioural problems in their children.

### City-wide Anti-stigma Campaign

Launched on World Mental Health Day in October 2015 in partnership with the national 'Time to Change' campaign, the city wide anti-stigma campaign raised awareness of mental health issues in Southampton. The focus was on adult mental health and reducing the debilitating isolation that can result from suffering a mental health problem.

### The Father's Mental Health

There is a tendency to focus on the mother and child in both raising mental health and strengthening attachment, however evidence is emerging of the impact on fathers. A recent survey



Figure 3: Schematic – promotion of maternal perinatal psychological wellbeing

Launched on World Mental Health Day in October 2015 in partnership with the national 'Time to Change' campaign, the city wide anti-stigma campaign raised awareness of mental health issues in Southampton.



### Recommendations of the Director of Public Health

- ♥ Evidence based approaches should be embedded within services (and innovative approaches assessed) to improve mental health during pregnancy
- ♥ Health professionals should take every opportunity to prevent and identify mental health issues at the earliest stage, pre-pregnancy, during pregnancy and in the early years of life
- ♥ The Health and Wellbeing Board should ensure that community resourcefulness is promoted and is a key principle in future strategies
- ♥ All pregnant mothers and their partners should be able to access antenatal and postnatal support with a strong focus on the quality of the interaction between the parent/s and the child
- ♥ Recording of mental health and attachment should be included as indicators of the quality of maternity and health visiting services


# Diet and the first 1,000 days



## Why is this issue important?

A mother's health, influenced by her diet, can have long term effects on her future child's health. This begins before conception, during pregnancy and in early feeding, and continues through weaning and beyond when healthy eating habits become established for the long term. All nutrients are important for a child's development but the role of certain nutrients in early development is well known:

- **Folic acid** is a B vitamin that has a protective effect before pregnancy and up to the first 12 weeks and reduces the risk of the baby developing neural tube defects
- **Iron** deficiency anaemia has been linked to low birth weight babies which in turn increases the risk of cardiovascular disease, hypertension and diabetes in adult life. The rate of low birth weight babies in Southampton is similar to England at around 3 per 100 births
- **Vitamin D** is absorbed from the diet (found in oily fish, eggs and fortified breakfast cereals) or made in the skin when exposed to sunlight during April to mid-October. A mother's vitamin D status is linked to both her child's bone development and birth weight



In 2014/15 47% of pregnant women in Southampton were classified as overweight or obese at their first appointment with the midwife.

## Diet and brain development

The brain develops rapidly in early life and by the age of 2 years it will be about 80-90% of its final weight. All nutrients are important for brain development, especially in the key last trimester and the early post-natal period. Studies show a link between early diet and IQ suggesting that fatty acids found in breast milk may have important benefits in terms of IQ and memory scores in children.

## The effect of obesity in pregnancy

Around two thirds of the adult population in the UK is either overweight or obese, which increases the risk of a range of health problems. In 2014/15, 47% of pregnant women in Southampton were classified as overweight or obese at their first appointment with the midwife. In pregnancy, obese women are more likely to suffer from problems such as gestational diabetes, hypertensive disorders, induction of labour, post-partum haemorrhage and are more likely to have a caesarean section. The risk of these complications increases with increasing BMI (Body Mass Index).

## What is currently being done or can be done in Southampton?

The importance of a healthy diet before and during pregnancy cannot be emphasised enough as it can lay the foundations for good health in the long term.

## Healthy Start

The national Healthy Start scheme aims to improve the health of pregnant women and families on a low income or receiving benefits. The scheme provides discount vouchers which can be used to buy cow's milk, infant formula or fruit and vegetables as well as vitamin coupons to swap for Healthy Start maternal supplements. In Southampton uptake of the vouchers in 2014/15 was 73%, however uptake of vitamin tablets was low at only 1%.

## Supporting breastfeeding

Breastfeeding is linked to many health benefits for both the mother and baby. For the infant, it reduces the risk of a number of conditions including infections, certain allergic conditions,


type 1 and 2 diabetes, infant mortality, sudden infant death syndrome and reduces the mothers' risk of type 2 diabetes and breast and ovarian cancer. In Southampton in 2013/14, 74.5% of mothers initiated breastfeeding (similar to England average) and 44.3% still breastfed at 6 to 8 weeks. The Breastfeeding Welcome scheme was launched in Southampton in May 2015 with 112 venues across the city joining and showing their support for breastfeeding mothers including cafes, restaurants, community centres and West Quay shopping centre.

### Diet and deprivation

Research shows a clear link between deprivation and poor quality diet. Women living in the most deprived areas of Southampton are less likely to take folic acid before pregnancy and have a lower level of nutrient intake characterised by a diet low in fruit and vegetables and high in sugary food and drinks. They are also less likely to initiate breastfeeding and are likely to breastfeed for a shorter duration than mothers in areas of low deprivation.



The NCT (National Childbirth Trust) have been commissioned locally to provide a breastfeeding peer support service targeting the 30% most deprived areas in Southampton. Healthy "cook and eat on a budget" programmes are running in local Children's Centres for families affected by the welfare reforms and facing food poverty. This is being delivered alongside training for staff and volunteers in health and social care settings while experts have worked with local food banks to ensure food parcels supplied to families in need are nutritionally balanced.




Healthy "cook and eat on a budget" programmes are running in local Children's Centres for families affected by the welfare reforms and facing food poverty.

### Recommendations of the Director of Public Health

- ♥ More settings should be supported to achieve quality standards in terms of food and nutrition provision, with training provided for staff and volunteers in these settings on nutrition in the early years
- ♥ Targeted promotion, and opportunities for practical skills development is required for at risk families, especially those affected by the welfare reforms, through both health and community services. This should include promotion of breastfeeding, Healthy Start, and weaning and practical skills development for healthy eating on a budget
- ♥ To make healthier food choices easier for people in Southampton, the public health impact should feature in decisions by various sectors which shape and influence food choices including planning, licencing, economic development, transport and leisure

# Smoking and the first 1,000 days



## Why is this issue important?

Smoking in pregnancy puts both mothers and their babies at risk and is the main preventable cause of poor outcomes in pregnancy. Despite movement in the right direction, 14.7% of pregnant women in Southampton still smoke, considerably higher than the national average of 11.4%.

- The health risks associated with smoking during pregnancy include miscarriage, ectopic pregnancy, premature rupture of membrane, placenta praevia, abruption placenta, pre-term delivery, pre-eclampsia, low-birth weight, respiratory distress, perinatal mortality and sudden infant death syndrome
- Recent studies identify a clear link between numbers of cigarettes smoked and increased risk of still birth and the risk of having a baby who dies from SIDS (Sudden Infant Death Syndrome) trebles in mothers who smoke during and after pregnancy
- Children inhaling second hand smoke in the home or in the car can be at an increased risk of developing lung cancer, cancers of the larynx and pharynx and respiratory illnesses
- For babies and children who live in households where adults smoke, there is a greater incidence of serious respiratory infections such as bronchitis and pneumonia, asthma and problems of the ear, nose and throat

- Rates of smoking are higher in poorer communities in Southampton, exacerbating health inequalities in the population. Pregnant women are more likely to smoke if they are young, less educated, living in rented accommodation and are single or have a partner who smokes
- Smoking in pregnancy hits the poorest the hardest. 23.1% of Southampton's most deprived mothers are recorded as smoking at their first midwifery booking (compared to 5.3% amongst the least deprived) and a low-income family earning £21,000 a year where both parents smoke 20 cigarettes a day will spend one quarter of their total income on tobacco
- Estimates of costs to the NHS to treat mothers and their babies (0-12 months) with problems caused by smoking during pregnancy are between £20 million and £80 million each year

## What is currently being done in Southampton?

Reducing smoking during pregnancy, in particular among young women, is a key priority in Southampton's Tobacco Control Plan. Through the commissioning process in partnership with key stakeholders, recommendations from the Smoking in Pregnancy Challenge Group have largely been achieved as outlined below.

### Developing Local Insight


Two focus groups were carried out to develop local insight into the thought processes of women who smoke during pregnancy and the how best to support them to quit. The findings were used to inform the commissioning of services and recommendations.

### Antenatal CO (Carbon Monoxide) Screening

Routine carbon monoxide screening in pregnancy was introduced locally in Southampton during 2014-15. All women in the city are now offered a routine CO screen as part of their antenatal care at their first booking appointment with the midwife.

### Reducing Smoking in Younger Mothers

A joint project targeting parents under 20 has been developed with the FNP (Family Nurse Partnership) which will involve CO screening and intensive support for parents aged under 20 to quit smoking alongside a trial smoking group for young pregnant women.



**14.7%**  
of pregnant women  
in Southampton still  
smoke, considerably  
higher than the  
national average  
of 11.4%.



## Promotion of Smoke Free Environments

To raise awareness with families of the dangers associated with second-hand smoke a range of activities have been delivered to promote smoke free environments including training for health visitors and Children Centre staff, provision of 'Chemical Soup' resource packs for each Children Centre cluster and the promotion of national campaigns in all Children Centres.

## Electronic Cigarettes

There has been a significant increase in recent years in the number of people using Electronic Nicotine Devices (ENDS) – more commonly known as e-cigarettes. These are now cited as the number one quitting aid used by smokers. A report in September 2015 from PHE (Public Health England) concluded that e-cigarettes are significantly less harmful than tobacco and have the potential to help smokers quit. However, there is still considerable debate in the BMJ (British Medical Journal) and other journals. pregnant women who want to stop smoking are still advised to use licenced nicotine replacement therapy and not ENDS, since these are currently not licensed products.



## Recommendations of the Director of Public Health

**In line with national guidance including the recommendations of the latest report from the Smoking in Pregnancy Challenge Group published in October 2015, the key recommendations for action from the Director of Public Health are:**

- ♥ Commissioners and maternity services should support the extension of CO screening across the whole antenatal pathway including health visitors, and all agencies working with young families, to ensure this is systematically and sustainably implemented across the system in a joined up approach by end of 2016
- ♥ Commissioners and maternity services should review the outcomes of the FNP work to consider longer term investment to reduce smoking in young pregnant women, with particular focus on areas of deprivation
- ♥ Local agencies should work together to support the delivery of a Smoke Free Homes campaign by Children's Centres/FNPs and Health visitors during 2016

# Substance misuse in the first 1,000 days




## Why is this issue important?

Experimentation with drugs and drink usually starts in teenage years and may continue through the period when men and women are at their most fertile. Nationally, about a third of adults have misused substances at some point during their lifetime, and there are between 250,000 and 350,000 children of problem drug users. About a quarter of those presenting to substance misuse agencies are women of child-bearing age, so a significant number of women misusing substances are likely to get pregnant. The use of illicit drugs has harmful long term effects on infant growth, behaviour, attention, cognition, language, achievement and delinquent behaviour, which can extend into adolescence.

## Alcohol

National data suggests that around 9% of women continue to drink alcohol while pregnant, placing the unborn child at risk of a number of birth defects. Alcohol exposure can cause a range of problems including growth restriction, abnormal facial features and central nervous system damage. Different people are affected in different ways, therefore a range of clinical syndromes have been described called fetal alcohol spectrum disorders (FASD). These disorders include fetal alcohol syndrome (FAS) in which people have all of the defects mentioned above, but also other syndromes in which there may be more subtle central nervous system damage or structural problems. There is no cure for FASD and the effects are lifelong.



**There is no safe level of alcohol use in pregnancy**

The Chief Medical Officer (CMO) released new alcohol guidelines on 8 January 2016. The new guidelines bring in:

- A single guideline for men and women: this will now be 14 units a week for both men and women (a weekly guideline, rather than daily)
- An additional recommendation not to 'save up' 14 units for one or two days – but instead to spread them over 3 or more days
- A 'protective effect' of lower amounts (one or two glasses of red wine) does not prevent heart disease
- There is no safe level of alcohol use in pregnancy
- New evidence about the clear links between alcohol consumption and cancer

## Cannabis

Cannabis is the most widely used illegal drug in England. Fetuses exposed to cannabis during pregnancy are more likely to have low birth weight, which can result in serious lung problems and other medical issues later in life.

## Cocaine and amphetamines

Powdered cocaine is the second most commonly used illicit drug in England. Cocaine quickly crosses the placenta and can cause placental abruption (bleeding), which may be fatal. It can also cause premature rupture of the placental membrane, resulting in premature birth. Fetuses exposed to cocaine during pregnancy may be more likely to have low birth weight, show delay in cognitive development and have difficulty in concentrating as they grow older.

## Heroin and other opiates

Babies exposed to heroin will almost always develop neonatal abstinence syndrome, where the baby becomes heroin-dependent along with the mother. This causes huge distress to the baby and has knock on effects to the mother, who may become anxious, stressed and depressed, finding it hard to form an emotional attachment with her baby.

## Other risk factors

There are many other risks associated with substance misuse in pregnancy including the dangers of infection through sharing needles and presenting late to antenatal services. People who use drugs are also more likely to have a poor diet and are at a higher risk of physical abuse.


## What is currently being done or can be done in Southampton?

Data from maternity services in Southampton suggests that there were 33 pregnant women who used substances while pregnant between May 2014 and April 2015: 19 used crack/cocaine, 12 used opiates, and 2 used amphetamines. Of these 33 women, 26 engaged with local substance misuse services (including those outside Southampton city). Those who did not engage with local substance misuse services also did not engage with maternity services until birth.

Local intelligence suggests suggest that a high proportion of mothers are at a higher risk of substance misuse in pregnancy are not identified or managed in a proactive way. Better engagement could improve the outcomes of pregnancy, but how to achieve this requires a multifaceted approach. The interventions could include:

- Education on the risks of substance misuse in the pre-conception period for all potential parents (designed to achieve conception and pregnancy entirely free of harm from alcohol or drug misuse)

- Active case finding and management at the antenatal booking and throughout pregnancy to reduce harm from substance misuse is needed
- Proactive support and referral of women who use drugs to ensure earlier engagement with antenatal care, targeting interventions at parents who are most at risk
- Review policies and protocols to safeguard infants born to mothers and their partners struggling with addiction to avoid the most serious risk
- Parenting support to target families where substance misuse presents increased risk to the infant and any future pregnancies



**Local intelligence suggests that a high proportion of mothers who are at a higher risk of substance misuse in pregnancy are not identified or managed in a proactive way.**

## Recommendations of the Director of Public Health

- ♥ The data collection methods and referral pathway for maternity and substance misuse services should be reviewed to understand the scale of the problem posed by substance misuse in pregnancy and identify ways to improve outcomes.
- ♥ The training of healthcare staff involved in the clinical management of women who misuse substances during pregnancy should be reviewed to ensure appropriate health knowledge is available for prevention and management.
- ♥ Midwives should extend questions about alcohol use in pregnancy to a modified version of the AUDIT tool and be trained in brief advice or extended brief interventions.
- ♥ Alcohol's harmful effects in pregnancy should be emphasised more in schools delivering sexual health education.
- ♥ Women of reproductive age who are consuming risky levels of alcohol should be signposted to contraceptive services by drug and alcohol services.
- ♥ Women using GUM services who are found to be consuming high levels of alcohol are warned about the risks of FASD and should be signposted to the appropriate drug and alcohol services.
- ♥ The new guidance on alcohol should be widely promoted, emphasising the important change to advice during pregnancy.

# Infections in the first 1,000 days




## Why is this issue important?

Infections impact on the first 1,000 days of life in a number of different ways. Some may be life threatening to both the mother and the baby (for example puerperal sepsis) while other infections may affect them separately. Maternal deaths in the UK are now rare but infection plays a part in 25% of those that do occur.

Maternal health, universal access to obstetric and perinatal care and good infant nutrition in the womb and the first few months of life play a crucial part in reducing the risk of infections. Breastfeeding also protects against infections during and after lactation as well as providing some protection against immunologic diseases, including allergy.

Research has highlighted how important it is that pregnant women have the seasonal flu vaccine.



## Pregnancy

Viral infections may cause major problems during pregnancy. Many cause only minor problems in later childhood or adults, but if the infection is acquired at critical points during pregnancy, the prognosis for both the mother and baby may be serious.

- **German measles (Rubella)** is most dangerous if caught during the first 20 weeks of pregnancy when it can cause miscarriage, stillbirth or birth defects in unborn babies. During antenatal checks, women are offered a Rubella immunity blood test as part of routine antenatal screening. The MMR (Measles Mumps and Rubella) vaccination is routinely offered to children

- **Chickenpox (and Varicella infection in the new-born)** is uncommon in pregnancy as 9 out of 10 women in the UK are already immune. The risk is higher for those that have grown up in tropical or sub-tropical regions and have moved to the UK. Varicella infection is much less common in adults than in children and is associated with greater morbidity in adults causing pneumonia, hepatitis and encephalitis
- **The Influenza pandemic** in 2009 enabled researchers to investigate the effect of swine flu on pregnant women. Women with swine flu were found to have a significantly higher rate of adverse events than uninfected pregnant women. This included a fourfold increased rate of stillbirth and fivefold increased rate of neonatal death (when the baby dies within 28 days of life). The research highlighted how important it is that pregnant women have the seasonal flu vaccine

## The first two years

Childhood mortality has decreased enormously due to the prevention and treatment of infectious diseases but infection remains a major cause of mortality in children aged up to 5 years. Some European countries now have childhood mortality rates 30% to 40% lower than that of the United Kingdom, so more can be done to reduce this.

- **Neonatal Tuberculosis (TB)** is a risk in babies born in England who have regular visits by relatives from areas where TB is endemic, or who travel to these areas. A targeted programme in the UK aims to immunise at risk neonates with the BCG vaccine shortly after birth. Reported cases of adult and younger persons with TB have increased in recent years in Southampton
- Each year in the five years prior to 2012 there were on average nearly 800 confirmed cases of **Pertussis (whooping cough)** in England with 270 babies admitted to hospital and four deaths. The Department of Health announced that Pertussis immunisation would be offered to pregnant women from 1st October 2012 to protect infants from birth whilst disease levels remain high



## What is currently being done or can be done in Southampton?

Vaccination programmes and the education of pregnant women about prevention of infections and the early identification and appropriate treatment of infectious disease during pregnancy remain important strategies for protecting maternal and infant health.

- The dissemination of the NICE guidelines on management of the febrile child should be encouraged to reduce the delays in diagnosis and management

European countries now have childhood mortality rates 30% to 40% lower than that of the United Kingdom, so more can be done to reduce this.



- New meningococcal vaccines should be adopted as soon as possible, ensuring a high uptake among the target group. Flu immunisation for pregnant women should be encouraged, with greater awareness of the risk of influenza during pregnancy
- The risk of life threatening infection is significantly higher in more socioeconomically deprived areas. Clinicians in primary and secondary care should include this in their clinical assessment of febrile children, when deciding to investigate or refer to hospital

## Recommendations of the Director of Public Health

- ♥ The awareness by clinical staff of the risk factors for serious infection, including maternal obesity and following caesarean section, should be increased to improve recognition
- ♥ BCG "catch-up" immunisation must be ensured locally, especially given the recent increase in TB notifications in the Southampton area
- ♥ The local translation of the NICE "febrile" guideline into care pathways across the Wessex area should be supported and widely promoted by service providers
- ♥ New schedules of immunisation need to be promoted actively to ensure the highest level of protection for mothers and babies, as immunisation among pregnant mothers remains the most important strategy to reduce harm to mother and baby
- ♥ The risk of chicken pox infection during pregnancy is higher in women from other countries, and local obstetric protocols need to raise awareness of this greater risk and encourage proactive diagnosis and advice

# Screening and the first 1,000 days



## Why is this issue important?

Screening aims to identify risk factors or actual disease in apparently healthy populations (as illustrated in figure 4). Robust screening programmes are important as evidence exists that early identification can lead to early treatment and better long-term outcomes. In the first 1,000 days of life screening activity focuses on the antenatal period and the infant.


## What is currently being done in Southampton?

### Fetal Anomaly Screening Programme (FASP)

The fetal anomaly screening programme focuses on the use of two routine antenatal ultrasound scans that cover a number of different structural abnormalities. The first is carried out between 8 and 14 weeks and the second between 18 and 21 weeks.

The key measure for the success of FASP is the proportion of completed laboratory request forms submitted within the recommended timeframe of 10+0 to 20+0 weeks' gestation. Southampton's proportion was at just over 97% of women that have had their first scan, above the England average and at the acceptable level.

**Early identification can lead to early treatment and better long-term outcomes.**



### New-born and Infant Physical Examination Screening Programme (NIPE)

In the NIPE screening programme, parents are given the opportunity for a healthcare professional to examine their baby within 72 hours of birth and again between 6 and 8 weeks of age. Conditions screened for include inherited heart problems, hips that fail to develop properly, inherited eye problems and undescended testicles.

Processes are being put in place to provide timely data on this programme.

### New-born Blood Spot Screening Programme (NBS)

NBS screening is offered to all babies born in the UK on or shortly after the fifth day of life. A drop of blood is taken from the heel and screened for nine congenital and metabolic conditions. Early identification of these conditions can prevent serious consequences including illness and severe developmental problems.

The coverage in Southampton of babies eligible for new-born blood spot screening that have a conclusive result recorded on the Child Health Information System (CHIS) within an effective timeframe has remained relatively constant at around 98% since 2012. This is above the England average and the acceptable level of 95%.

### New-born Hearing Screening Programme (NHSP)

Parents should be offered hearing screening for their baby within 4 to 5 weeks of birth or as soon as possible thereafter up to 3 months of age. Identifying hearing impairment early can optimise the development of speech and language skills and enhance the benefits of social and emotional interaction.

The proportion of eligible babies in Southampton for whom the hearing screening process is complete between 4 and 5 weeks largely exceeds the acceptable level of 95% year on year.

## Sickle Cell and Thalassaemia Screening Programme (SCT)

SCT is a genetic screening programme that identifies those with and those who are genetic carriers of sickle cell disease, thalassaemia and other haemoglobin disorders. Screening is offered to all pregnant women, fathers-to-be where antenatal screening shows the mother is a genetic carrier, and all new-born babies as part of the new-born blood spot screening programme.

Southampton again exceeds the acceptable level for screening of eligible pregnant women with a conclusive result available. This has remained relatively constant at around 99%.

Overall, the screening programmes in Southampton compare favourably with the performance nationally. The performance indicators focus more on process (getting the offer of screening) but that is essential if women and their partners are to be offered the choice to be screened or not, and to benefit from the additional information. From this dataset we appear to be achieving this to a good standard.

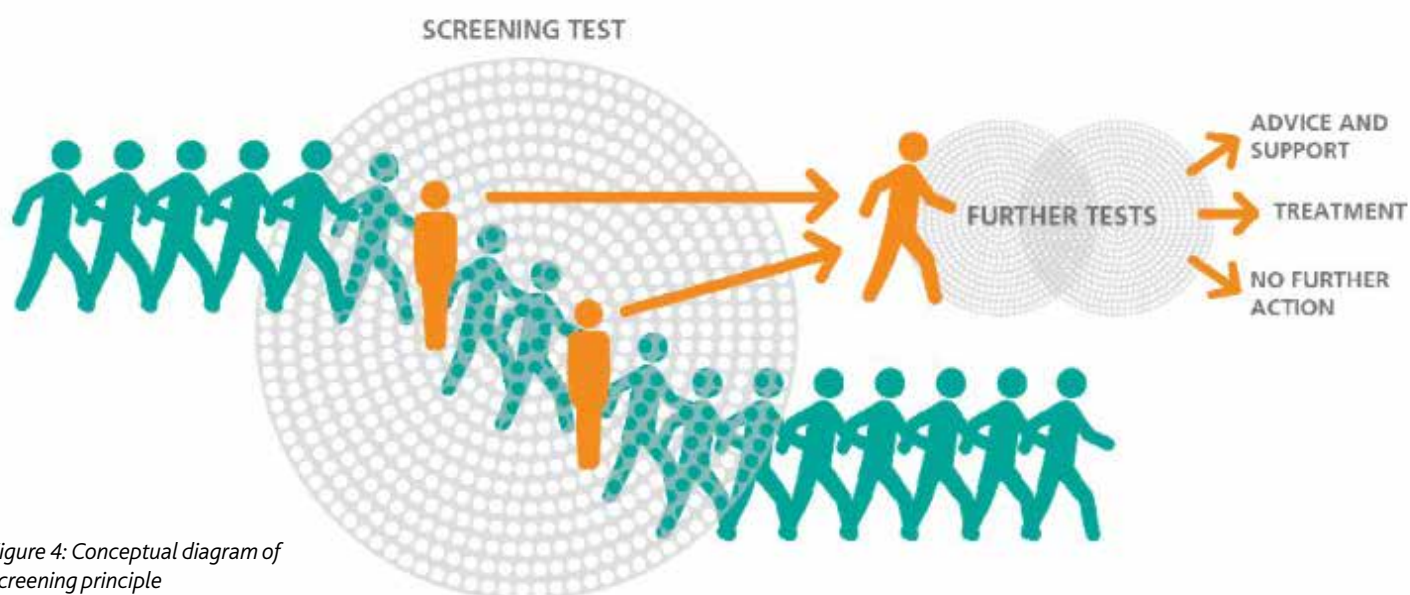
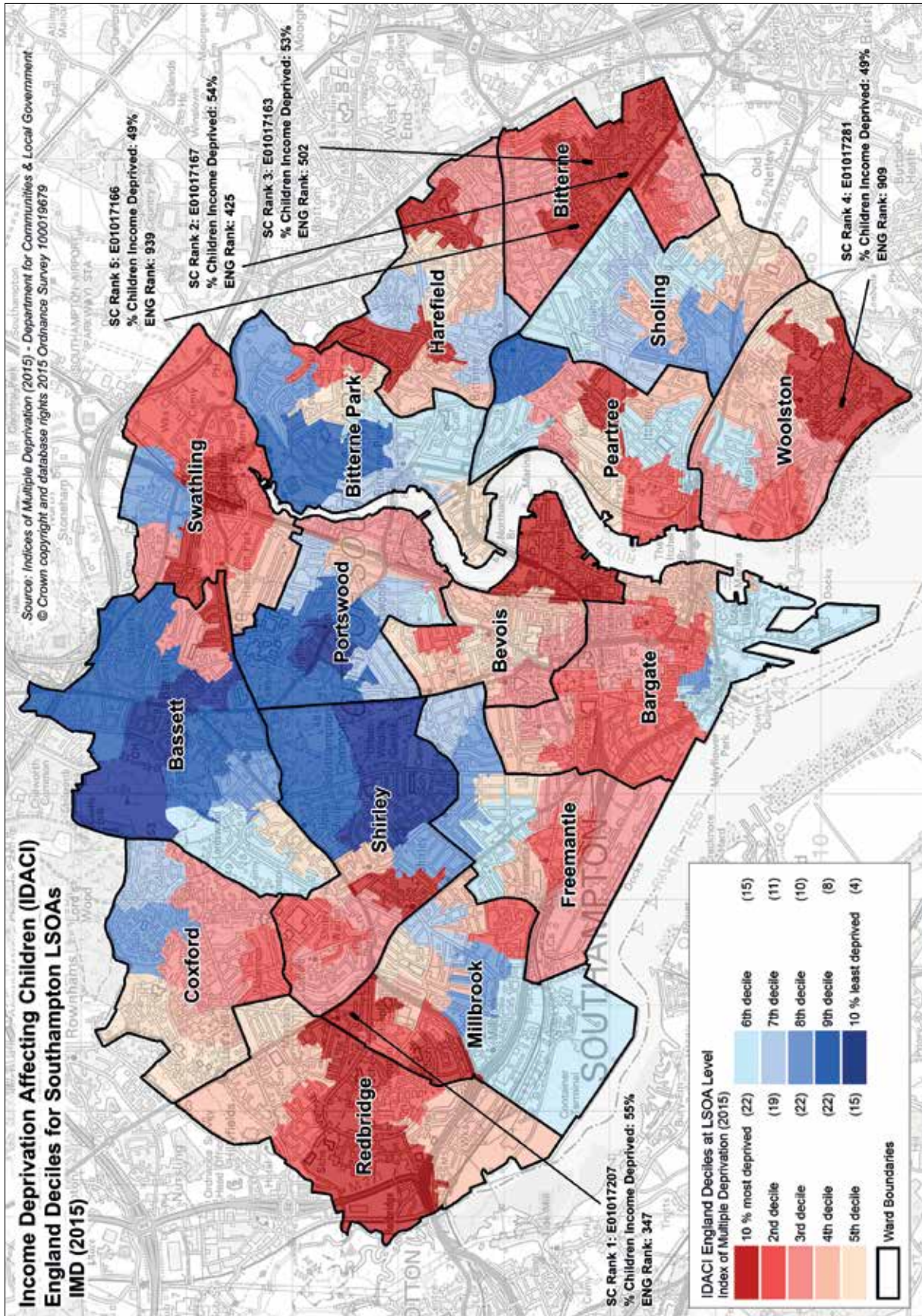


Figure 4: Conceptual diagram of screening principle

### Director of Public Health's Recommendations

- ♥ Service providers should maintain the high coverage of antenatal and new-born screening in line with the targets of the five main national screening programmes.
- ♥ The new-born and infant examination screening programme coverage should be reviewed by public health when the data becomes available in 2015/16.
- ♥ The outcome data from the various programmes should be reviewed to better understand the burden of disease affecting Southampton and the relative benefits of the screening programmes.

# Appendix 1



# Appendix 2

Public Health Annual Report (2015) indicators

Indicator	Soton value	Soton rate	Comparator* average	England average	England worst	25th percentile	England average	75th percentile	England best
1 Under 18 conception	428	39.3	34.9	27.6	85.5				9.2
2 Smoking at delivery	551	16.4	13.8	12.0	7.1				1.9
3 Low birth weight term babies	80	2.1	3.0	2.9	22.8				1.6
4 Breastfeeding initiated	2,437	73.2	74.2	74.3	27.5				47.2
5 Breastfeeding 6-8 weeks	1,403	44.3	47.0	45.8	8.4				14.2
6 Infant mortality	27	2.6	4.1	4.0	47.7				1.3
7 Newborn hearing screening	3,174	98.4	98.0	98.5	92.7				100.0
8 MMR immunisation by 2nd birthday	3,431	95.2	93.7	92.7	78.3				100.0
9 Children in care immunisations	235	68.1	80.1	87.1	27.3				68.1
10 School readiness FSM	301	48.2	46.0	44.8	31.7				99.9
11 Childhood obesity (aged 4-5)	299	11.1	9.7	9.5	99.9				5.5
12 Child Mortality (all cause) aged 1-17	16	11.0	12.4	11.9	5.8				3.0

**\* Comparator group**

- Bournemouth
- Bristol
- Coventry
- Derby
- Peterborough
- Plymouth
- Portsmouth
- Sheffield
- Southampton
- Southend-on-Sea
- Stoke-on-Trent

- 1 Conception rate per 1,000 females aged 15-17 (2011-13 pooled)
- 2 % of mothers smoking at delivery (2013-14)
- 3 % of live births with a recorded weight under 2,500g (2014)
- 4 % of all mothers who breastfeed their babies in the first 48hrs after delivery (2014/15)
- 5 % of infants breastfeeding at 6 to 8 week check (2013/14)
- 6 Infant (under 1 year) mortality rate per 1,000 live births (2011-13 pooled)
- 7 % of babies eligible for screening for whom the screening process is complete within 4 weeks corrected age (2013/14)
- 8 % of children who received MMR immunisation course by 2nd birthday (2013/14)
- 9 % of children in care whose immunisations were up to date according to their age (2014)
- 10 % of children with FSM status achieving a good level of development at the end of reception (2013/14)
- 11 % of obese children aged 4-5 years (2013/14)
- 12 Rate, per 100,000 population aged 1 to 17 (2011-13 pooled)



Public health  
annual  
report

2015

The first 1,000 days



## Contents

Preface .....	4
Introduction .....	6
<b>Chapter 1: Social factors and the first 1,000 days .....</b>	<b>10</b>
1.1 Why is this issue important? .....	10
1.2 What can be done? .....	14
1.3 Recommendations .....	18
1.4 References .....	19
<b>Chapter 2: Emotional and mental health and the first 1,000 days .....</b>	<b>20</b>
2.1 Why is this issue important? .....	20
2.2 What can be done? .....	21
2.3 Recommendations .....	24
2.4 References .....	24
<b>Chapter 3: Diet and nutrition in the first 1,000 days .....</b>	<b>26</b>
3.1 Why is this issue important? .....	26
3.2 What can be done? .....	28
3.3 Recommendations .....	34
3.4 References .....	35
<b>Chapter 4: Smoking and the first 1,000 days .....</b>	<b>37</b>
4.1 Why is this issue important? .....	37
4.2 What can be done? .....	43
4.3 Recommendations .....	46
4.4 References .....	46
<b>Chapter 5: Substance misuse in pregnancy .....</b>	<b>50</b>
5.1 Why is this issue important? .....	50
5.2 What can be done? .....	55
5.3 Recommendations .....	55
5.4 References .....	56
<b>Chapter 6: Infections in the first 1,000 days .....</b>	<b>58</b>
6.1 Why is this issue important? .....	58
6.2 What can be done? .....	66
6.3 Recommendations .....	67
6.4 References .....	67
<b>Chapter 7: Screening in the first 1,000 days .....</b>	<b>68</b>
7.1 Why is this issue important? .....	68
7.2 What can be done? .....	75
7.3 Recommendations .....	78
7.4 References .....	78
<b>First 1,000 days - key indicators profile for Southampton City .....</b>	<b>79</b>



## Finding out more about the health of Southampton

If Southampton is to become a healthier City, we need to know what our current health outcomes are, trends over time, how we compare with similar cities and what the evidence suggests will make the biggest difference if we want to improve.

There is a wide range of information in our Joint Strategic Needs Assessment (JSNA) that helps us understand the health of people in Southampton. This resource is regularly updated and paints a picture of what life is like in Southampton and what the health challenges are. The full JSNA is a web-based resource and can be found at [www.publichealth.southampton.gov.uk/jsna](http://www.publichealth.southampton.gov.uk/jsna). As well as data and analyses, there are mapping tools and summaries which enable a detailed picture to be built up on a wide range of topics.

The back catalogue of annual reports is available on our website; these give an in-depth analysis of a range of topics that remain current in our City. As well as publishing an Annual Report and a Joint Strategic Needs Assessment (JSNA), we also produce a number of other resources that help build up a more detailed picture of health in Southampton. These include briefing notes which are a comprehensive look at topics such as child growth, inequalities and sexual health. We produce profiles of the sixteen electoral wards in the city; these are available as an interactive mapping tool on our website. Please visit our website to access any of these resources:

[www.publichealth.southampton.gov.uk](http://www.publichealth.southampton.gov.uk)

## Acknowledgements

My special thanks go to Bob Coates and Dan King for editing this report and to the following members of the public health team for their contributions: Jenifer Barker, Debbie Chase, Ginny Cranshaw, Parvin Damani, Sally Denley, Nicola Duffield, Tim Davis, Mohammed Jawad, Vanella Mead, Rebecca Nunn, Robin Poole, Cassandra Powers, Dawn Saunders, Ravita Taheem, and Gemma Ward.

Special thanks also to guest contributors: Laura Brook, Hazel Inskip, Jeyanthi John, Patrick O'Shea and Sue Thompson.

## Preface

This is my third report since Public Health leadership and responsibilities transferred from the NHS back to local authorities on 1st April 2013. In it I report on the state of Southampton's health, underlying trends and some of the future challenges that we face, and make recommendations for how health can be improved.

"Start well, stay well" could sum up our approach to improving health and reducing inequalities. It is also where the evidence tells us we should go if we are serious about making a difference to the lives of Southampton people. While the health of people living in Southampton continues to improve and we are living longer, not all of these extra years of life are lived in good health or free from disability. Some health indicators in childhood show that we are not yet succeeding in our aim to give every young person the best possible start in life. There has also been limited progress in narrowing the health gap between the wealthy and those who are on low incomes, and many challenges remain or have increased in significance.

In this report I have chosen to focus on the first 1,000 days of life; the lead up to conception, pregnancy and the first two years of life. This period is critical to future health and wellbeing and is the time when there are huge opportunities to influence outcomes for the better.

The University of Southampton has contributed significantly to our improved understanding of what influences future health and what we can do about it. In a specially commissioned introduction this year, Professor Hazel Inskip from the University's MRC Lifecourse Epidemiology Unit sets out the rationale for focusing on fetal and infant development. There are clear pointers driving us to improve nutrition and lifestyles of young women and their children because of their far reaching implications for future health.

The series of briefings in this report set out in more detail how these and other influences impact on health. Social factors, including poverty, housing and language development, are associated with poorer health outcomes such as teenage pregnancy and childhood dental decay. Tackling the root causes of social disadvantage is essential, but much can be done to reduce the impact of these factors.

Emotional and mental health play an important role throughout life and attachment is a key factor in early positive childhood development. The 0-5 year Healthy Child Programme aims to strengthen protective factors around the mother and her child, identifying issues at an early stage, mobilising social support and building self-confidence.

The key role of diet and nutrition in laying the foundations for good health is explored in further detail; eating the right foods in pregnancy, the role of supplements, the importance of breast feeding, maintaining a healthy weight and making healthy food choices. Important

recommendations are set out that will support families to ensure that children enjoy the life-long benefits of being a healthy weight.

Smoking, drugs and alcohol cause harm to babies, both in the womb and after they are born. The most vulnerable should be protected from harmful substances if they are to have the best possible start in life. Two chapters in the report are devoted to setting out what these threats to future health are and what more we can do enable parents to avoid them.

Infections are a much lesser threat than they were even a decade ago, as vaccination programmes have expanded to protect against a wider range of infectious agents. However, new problems are emerging, including antibiotic resistance, and vigilance will always be needed to prevent, detect early and treat well.

Screening for infections and other health problems contributes to reducing preventable disease, disability and avoidable deaths. The final section of the report describes the screening programmes that are on offer. They remain an offer. It is vital that we communicate the risks and benefits clearly and consistently, enabling all families to make good choices encouraging as many parents as possible to opt in.

A set of 12 key indicators are given at the end of the report. These will help demonstrate over time whether what we do in the first 1,000 days is having an impact on improving the health and life-time chances of our city's children.

As with last year's Public Health Report, we are making the online version of the report a more useful resource; full technical briefings on the this year's selected topics are published along with links to further information in the JSNA and elsewhere, as well as topic summaries, city profiles and other resources.

My hope is that the Report and its recommendations not only stir debate but lead to much-needed action.



**Dr Andrew Mortimore**  
**Director of Public Health**  
**Southampton City Council**  
**March 2016**

## Introduction

The theme for this year's report is *the first 1,000 days of life.....*

Shakespeare got it seriously wrong - at least from a health perspective. His "seven ages of man" in *As You Like It* starts with the "infant mewling and puking in the nurse's arms". But by the time infants start mewling and puking, they have done a lot of growing and have already acquired many characteristics that will determine their health in later life. We need to start further back in time.

We have been slow to wake up to the importance of pregnancy, let alone pre-conception. Until relatively recently, pregnancy was something to be slightly embarrassed about. Queen Victoria, herself pregnant many times, despised it and wrote to her daughter saying "What you say of the pride of giving life to an immortal soul is very fine, dear, but I cannot enter into that; I think much more of our being like a cow or a dog at such moments." Fortunately, times have changed, pregnancy is celebrated and we try to support pregnant women and their families to ensure the health of the mother and child.

Think of a car. Which would you expect to last longer; the car made out of parts from a scrap yard, or a new car straight from a high-tech factory? Not a difficult question to answer. We have all absorbed the maxim that the better something is made, the longer it will last. Specifically, though, we've taken it on board in relation to technology. However, we've been extraordinarily slow in applying it to the way humans are made.

The first 1,000 days refers to the period from conception to age two years. The interest in this period largely arose in relation to low income countries where there was concern about children being stunted. Women's health and nutrition before and during pregnancy, and infant feeding and weaning were considered vital for healthy children; the first 1,000 days has become widely accepted as a time when action is needed to give children the best start in life. However, it is also important in high income countries, such as the UK, too. Here though, the major concern is not stunting and under-development but the opposite, namely, our obesity epidemic and the later risk of chronic diseases such as diabetes and cardiovascular disease.

Figure 1: Lifecourse model of disease risk

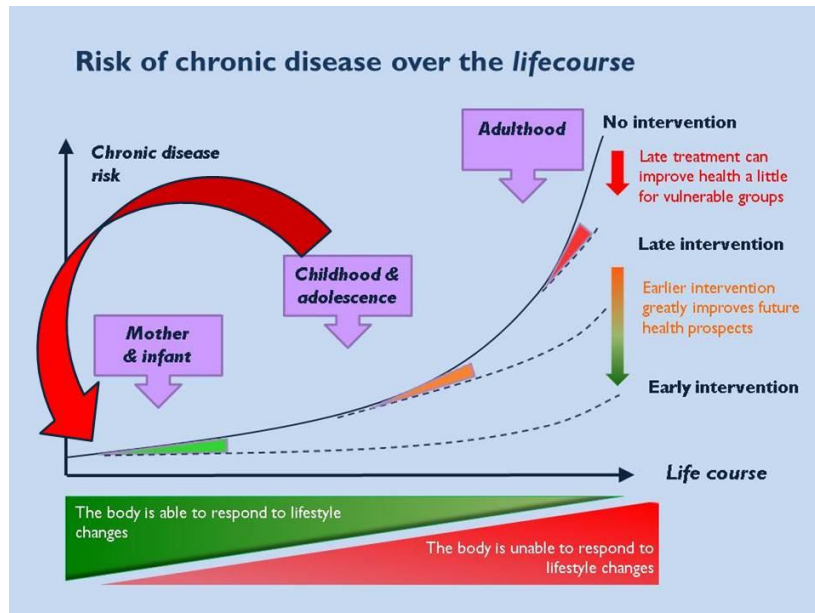


Figure 1 shows that our risk of chronic disease increases as we age, but early intervention can have a greater effect than leaving it till later. Improving the lives of children and adolescents has a double advantage as it improves the health of the children themselves but also prepares them better for having their own children so their pre-conception health is enhanced and their children benefit.

Studies in the last few years from around the world have shown that people who were born small have higher risks in adult life of coronary heart disease, raised blood pressure and cholesterol, obesity, osteoporosis and bone fractures. However, it's also true that there is an association between high birth weight and later obesity, diabetes and other chronic diseases. There are thought to be two routes to later obesity: via excess or restricted growth in the womb and early life.

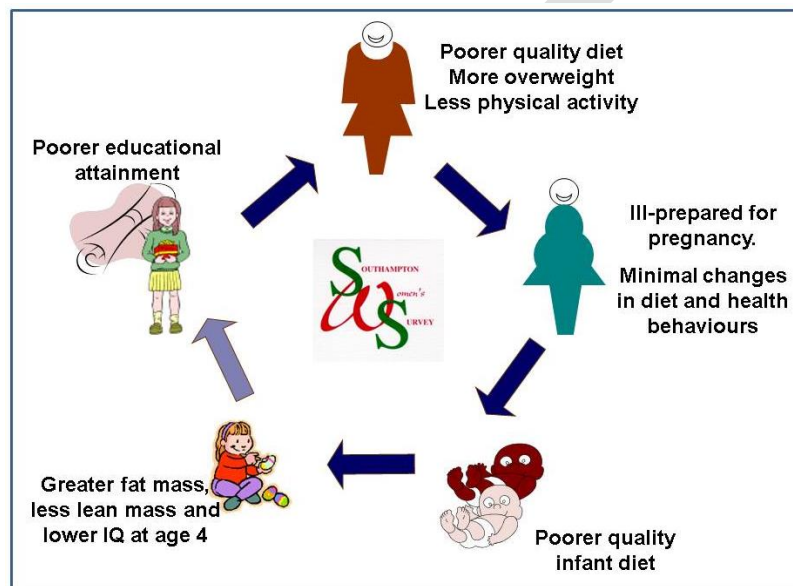
Clearly something about the way babies are formed before they are born has an impact much later in life. Size at birth is a crude measure that summarises the way the baby has grown in the womb, but despite the crudeness of the measure, we still see strong relationships with these major disorders. The list of diseases is dramatic. Heart disease is the commonest cause of death in this country and heart disease and diabetes rates are rising in many countries. Furthermore, rapid growth in early life seems to have a negative effect on health and development of the child. Rapid growth may however not be bad, as it could be due to the baby catching up after less-than-optimal growth in the womb. But failure to thrive after birth is not good either. Infant feeding is a complex issue, but infancy is a time of rapid growth, and infant diets provide the building blocks for physical development.

So how are babies made? We all think we know the answer to that! But what is the impact of the diet and health of the parents before conception? What happens around conception? And what happens in the womb during the subsequent nine months? What makes babies different from each

other when they emerge from the womb? What influences their health and development in the early years?

In Southampton, the Southampton Women’s Survey (SWS) was set up to examine these issues, among others. More than 12,500 women aged 20-34 years were recruited to the study when they were not pregnant and those who subsequently became pregnant were seen three times in pregnancy, with the babies measured at birth and then followed-up frequently through childhood. More than 3,000 babies were born to women in the study.

Figure 2: Southampton Women’s Survey findings



The SWS has given us some important insights into what is going on. Figure 2 shows some of the findings which are presented as a cycle that needs to be broken if we are to improve health. Educational attainment is strongly associated with the quality of a woman’s diet, her body composition and her levels of physical activity. Women do not modify their lifestyles to any great extent in the months leading up to pregnancy (many pregnancies being unplanned) and only make minimal changes to their dietary quality during pregnancy itself. The strongest predictor of the quality of diets of the infants and children is the quality of the diet of the mother before she even became pregnant. Poor quality of infant feeding, even adjusted for a wide range of socio-economic and maternal factors, is associated with greater fat mass and less lean mass (such as muscle) and lower IQ in the children at age four years. While the SWS children are not old enough to measure educational outcomes it would not be surprising if the circle were closed to provide the link in pale blue in figure 2.

Further work in the SWS has identified five key factors that are associated with obesity in the child at ages 4 and 6 years. The factors in question are: the mother being overweight before conception of the child, excessive weight gain in pregnancy, low levels of vitamin D in the mother during pregnancy, maternal smoking during pregnancy, and short duration of breastfeeding. Children with

four or five of these factors were around four times more likely to be overweight or obese at ages 4 and 6 years than those with none.

Work linked to the SWS has also demonstrated the importance of the role of fathers. While it is women who get pregnant, their lifestyles are inextricably linked with those of their partners and the men can have a strong influence on the family diet. Men's sperm quality is undoubtedly important too, so the importance of a healthy lifestyle before conception doesn't only apply to women.

We are gradually putting together the pieces of the jigsaw to give us a picture of the influences on fetal and infant development. For now, we have clear pointers driving us to improve the nutrition and lifestyles of young women and their children. The effects of these undoubtedly have far-reaching implications for health, and so optimising the influences during the first 1,000 days is crucial.

For anyone able to read this report, it's too late to alter what happened to us in the womb and in early life – our first 1,000 days are over. But we can maximise our health prospects and those of our children at any stage. Even the poorly made car can be kept going for longer if it is lovingly maintained and carefully driven. So, while adding an extra age to Shakespeare's "seven ages of man", we need to remember that at all eight ages there are opportunities for improving our health, but certainly a greater focus on the first 1,000 days would benefit future generations.



**Professor Hazel Inskip**  
**Deputy Director**  
**MRC Lifecourse Epidemiology Unit**  
**University of Southampton**  
**March 2016**

## 1. Social factors and the first 1,000 days

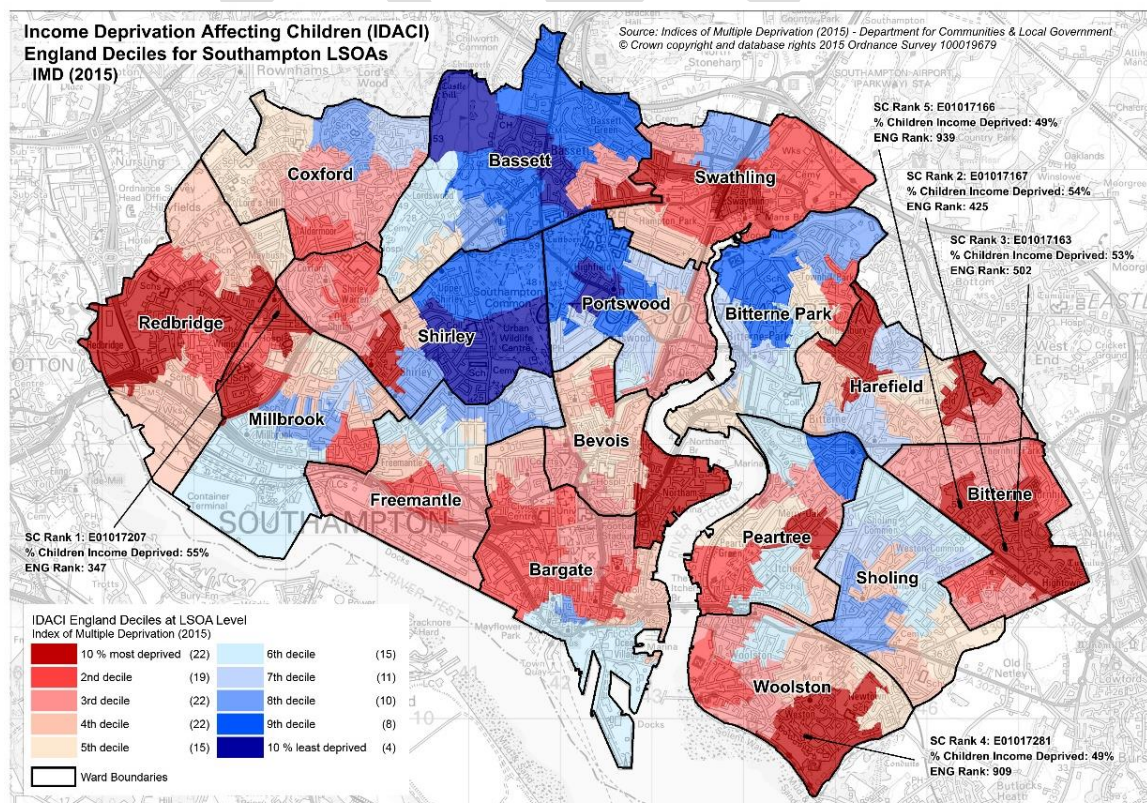
### 1.1 Why is this issue important?

Living in poverty has a serious impact on children’s lives, negatively affecting their educational attainment, health, and happiness as well as having long-term adverse consequences into adulthood.<sup>1</sup> In Southampton, there is a life expectancy difference of 8 years for males and 5 years for females between the most affluent and deprived areas. From highest to lowest levels of deprivation (poverty), children living in more deprived circumstances are:

- Nine times more likely to die of a sudden unexpected death in infancy
- Three times more likely to have a mental health problem
- Thirteen times more likely to suffer injury or poisoning
- More likely to have language delay and experience a much higher number of discouragements than encouragements<sup>2</sup>

Even a few years living in poverty can have negative consequences for a child’s development and is especially harmful from the ages of birth to five.<sup>1</sup> By the age of four, a development gap of more than a year and a half can be seen between the most disadvantaged and the most advantaged children.<sup>2</sup>

Figure 1: Map of Income Deprivation Affecting Children by Southampton LSOAs (IMD 2015)





The Marmot review (2010) highlighted that children who have low cognitive scores at 22 months of age, but who grow up in families of high socioeconomic position, improve their relative scores as they approach the age of 10. The relative position of children with high scores at 22 months, but who grow up in families of low socioeconomic position, worsens as they approach age 10.

About 12,000 children and young people (aged under 19 years) in Southampton live in poverty (with over 6,000 children under 5 years of age). Figure 1 shows the level of income deprivation affecting children by Lower Super Output Area (LSOA). As can be seen, there is wide disparity in income deprivation across our City. For five of our LSOAs, marked on the map below, half or more children live in poverty.

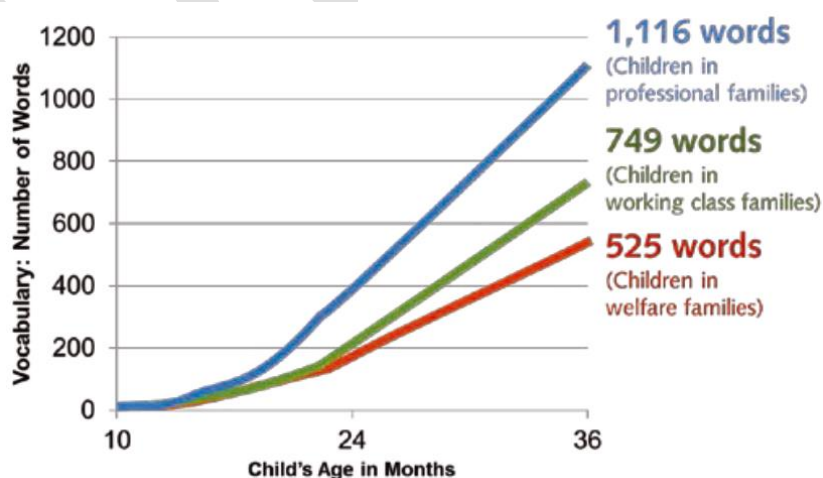
### Housing

Children living in poverty by definition tend to grow up in poor housing conditions (including cold living conditions). Children living in cold and damp homes are more likely to experience mental health problems, such as depression and anxiety; more likely to experience slower physical growth and cognitive development and higher risks of respiratory problems, long term ill-health and disability. Furthermore, children living in cold, damp and mouldy homes are between 1.5 and 3 times more likely to develop symptoms of asthma than children living in warm and dry homes.<sup>5</sup>

### Language development

A child’s physical, social and cognitive development strongly influences how ready they are to start school.<sup>3</sup> Most striking is language development at 36 months (see figure 2) and language proficiency is a key predictor of school success. Coupled to this is recognition that 61% of low income children have no books at home. It has been estimated that if all children were reading well by age 11, Gross Domestic Product in England in 2020 could be an extra £23 billion.<sup>4</sup>

Figure 2: Language development at 36 months by socio-economic status<sup>2</sup>



Recent research shows that household chaos and in particular household disorganisation account for a significantly lower level of language development at 36 months (after controlling for maternal education and poverty).<sup>1</sup>

### **Poverty and associated risk factors**

A caregiver's prolonged experience of 'toxic stresses' such as poverty, mental health problems, domestic violence and substance misuse has a significant impact on the young child's rapidly developing nervous system, development, health and wellbeing across the life span.<sup>2</sup> Sadly, these 'toxic stresses' tend to cluster together alongside other risk factors such as a poor diet and smoking in the household. All of which impact on a child's life chances.

The most vulnerable children in our population are children in need, particularly those with child protection plans and looked after children. The majority are children in need as a result of experiencing abuse and/or neglect in their childhood. In April 2015 there were 615 looked after children and 387 on child protection plans in Southampton. Southampton's looked after children rates are 75% higher compared to England (and 37% higher than our statistical neighbours). Indicators of health and well-being and learning development for these children suggest that their experience is much worse than the average for our overall child population.

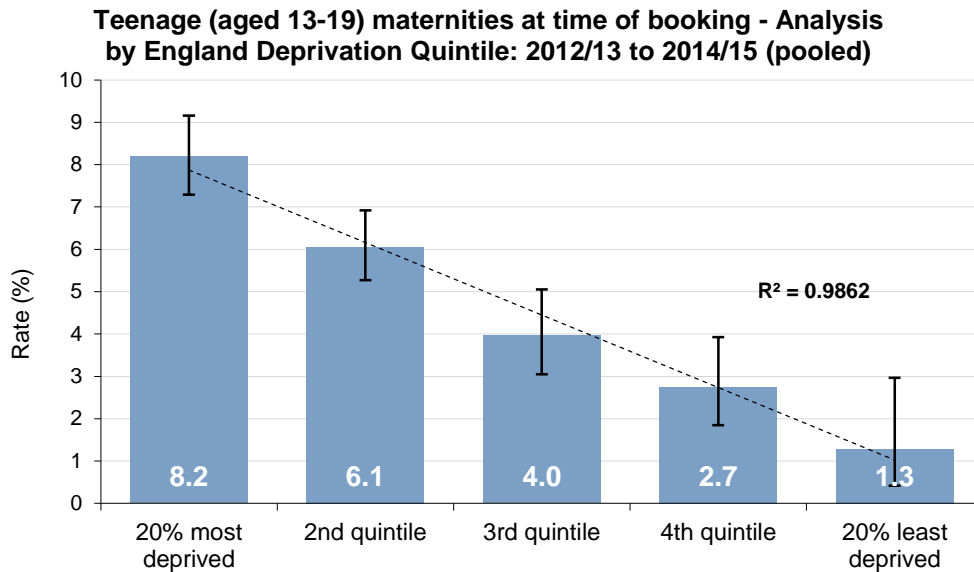
Pregnancy is an important 'teachable moment'; most women want the best for their baby and consequently want to make healthy choices during this time. However, social circumstances and unplanned pregnancy can constrain an expectant mother's healthy choices, particularly if the pregnancy occurs at a young age in life.

### **Teenage pregnancy**

Teenage conceptions have long been regarded as a proxy indicator for wider evidence of low aspirations, and social and educational disengagement. Evidence shows that teenagers with a history of poverty and have experienced child abuse or neglect have a 66% increased risk of teenage pregnancy.<sup>6</sup> Having a caregiver who completed their education decreases the risk of teenage pregnancy by about 25%.<sup>6</sup>

In 2013 there were 129 under 18 conceptions in Southampton; a significantly conception rate compared with other similar areas in England for both teenage pregnancy overall and in particular for conceptions among girls under the age of consent. Figure 3 shows the direct relationship between teenage pregnancy at time of booking with the maternity service and deprivation within our City for the period 2012/13 to 2014/15 (pooled).

Figure 3:

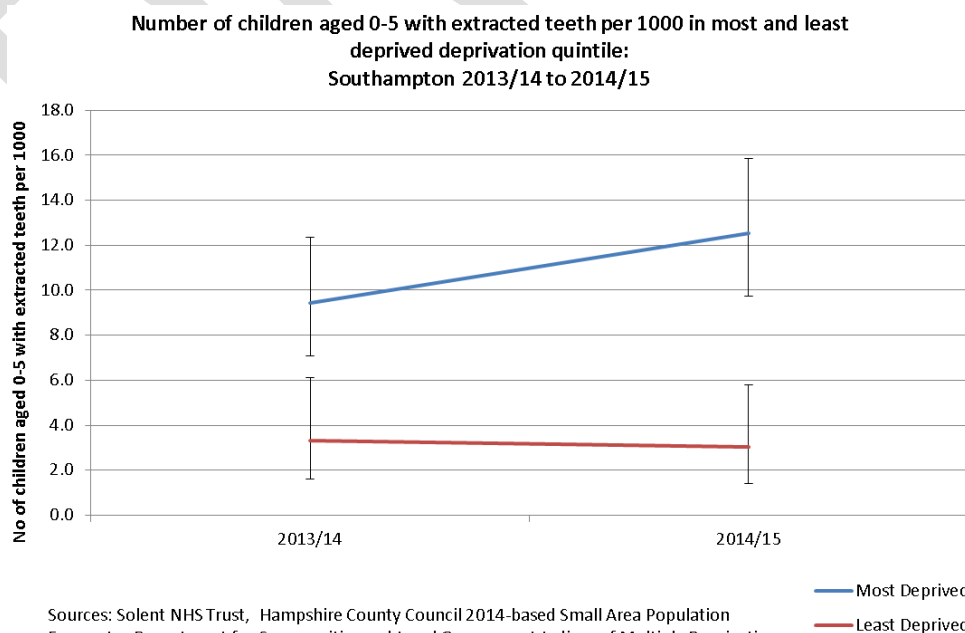


Source: UHS midwifery database: Southampton CCG

### Dental health

Keeping children healthy and free from dental disease is important as they are learning to speak and socialise. Furthermore, dental decay is the main reason for children to be admitted to hospital. General Anaesthetic (GA) in a hospital may be needed to either fill or extract teeth in young children as they are often unable to cooperate, particularly if they are in pain. In Southampton, around 500 children were admitted to hospital in 2014-15, of which around 180 were aged under 5 years.

Figure 4:



Sources: Solent NHS Trust, Hampshire County Council 2014-based Small Area Population Forecasts, Department for Communities and Local Government Indices of Multiple Deprivation 2010

The inequalities in oral health are stark with the highest levels of disease experienced by the most deprived groups. This means that the impacts of the disease, including the proportion of children undergoing GA for dental extractions, are highest in these groups. As can be seen in figure 4, children aged 0-5 years within the most deprived deprivation quintile are significantly more likely to have teeth extracted than those in the least deprived quintile, and this preventable disparity has increased between 2013/14 and 2014/15.

## 1.2 What can be done?

### National Government Policy

The Government's national child poverty strategy was published in 2011 with targets up to 2020. The focus of this first child poverty strategy was on the causes of intergenerational cycles of poverty. Government commitments have included; free early years childcare for all 3 and 4 year olds, introduction of free places for disadvantaged 2 year olds and a call to action to increase health visitors and expansion of the Family Nurse Partnership Programme.<sup>1</sup>

Prior to this, the SureStart Children's Centres were established from 1999 to bring together health, education, employment and specialist support for the most disadvantaged pre-school children and their families. Moving forwards, the focus of the latest child poverty strategy (2014) is on ensuring that all poor children enter school ready to learn.<sup>1</sup>

A recent national report 'Poor beginnings' showed anticipated variation in health and readiness for school outcomes between affluent and deprived areas across England.<sup>3</sup> What is striking is the variation in outcomes between deprived local authorities, suggesting that there is capacity to make positive changes even in adverse circumstances.

### Return on investment

Evidence has shown that the early caregiving environment, and in particular parenting, mediates around 50% of the impact of many of the contextual factors (e.g. poverty) that influence children's early development, in addition to having direct effects on children's wellbeing.<sup>2,7</sup> For instance:

- Every £1 invested in quality early care and education saves the taxpayer up to £13 in future costs.
- For every £1 spent on early year's education, £7 has to be spent to have the same impact in adolescence.
- Targeted parenting programmes to prevent conduct disorders pay back £8 over 6 years for every £1 invested with savings to the NHS, education and criminal justice system.<sup>8</sup>

## Parenting programmes

Parenting has a greater influence on a child's life in the early years than education, wealth or class. Effective, warm, authoritative parenting gives children confidence, stimulates brain development and the capacity to learn. Supporting parents with parenting programmes has a positive impact on both parents' and children's wellbeing and mental health.<sup>10</sup>

### Family Nurse Partnership Programme

The Family Nurse Partnership (FNP) Programme offers intensive support for first time younger pregnant women. Young parents, under the age of 20 years, are more vulnerable, more likely to smoke and have a poor diet and are subject to being judged. Furthermore, it has been estimated that over 30% have been abused by someone close in the past 12 months. Benefits of FNP include better language development, vocabulary and mental processing, emotional development, attention and behaviour.

A recently published randomised trial of FNP suggested no additional short term benefit of the programme compared to usual care. The research assessed outcomes like incidence of second pregnancies within the first two years, smoking late in pregnancy, hospital admission, and low birth weight. Impact on attachment and longer term educational outcomes are awaited.

### Antenatal programmes

Antenatal programmes that focus on the transition to parenthood in high-risk couples and aim to alleviate pressures on the couple's relationship are effective in reducing relationship deterioration and strengthening parenting roles after the birth of a first child. The strongest effect is for home-based interventions for couples with multiple difficulties. As this type of intervention is expensive, it is recommended as part of a stepped care approach (i.e. moving from practice-based assessment and advice to more intensive support).<sup>10</sup>

### Early years education

High quality early years education significantly improves child health and educational outcomes, particularly for disadvantaged children. The average economic benefit of early education programmes for low income 3 and 4 year olds is nearly 2.5 times the investment.<sup>4</sup>

### Support in the early years – children's centres

Integrated activities via Southampton's children's centre network provide opportunities to raise health and development at an early stage and reduce inequalities between families in greatest need and their peers.

There are 14 children's centres within Southampton. Of the 3,200 births in Southampton in 2014/15, 77% were registered with a children's centre. Over 14,900 children under 5 years (89% of all children under 5) had registered contact with children's centres in 2014/15, with 37% using the centres on a monthly basis. Of note:

- Just 6% of fathers/male carers, 31% of lone parents and 35% of parents under 20 years have monthly contact with the children's centres.
- 95% of all Families Matter families had at least one contact during the year and 89% of children who are or have been children in need.
- 21% of registered contacts are with under 5s who are BME.

Services on offer within Southampton's children's centres are shown in table 1 below:

Table 1: Southampton's Children's Centres offer on registration

Universal	Targeted	Partnership with specialist services
Open access stay and play	Activities based on population risk factors e.g. young parents support group, fathers, BME, gypsy & traveller, areas of deprivation,	Plan step up and step down family support
Multi-media signposting and publicity of services		Work with named social worker to enable children in need to access services
Healthy Child Programme (HCP) Universal	Funded early education	Support to specialist child and adult disability and mental health services
Support to child care settings	Activities on assessment of need e.g. multiagency support plan, workless parents, family learning activities, parenting programmes, speech and language development	
Early education and childcare		
Parental involvement and volunteering opportunities	HCP Partnership and partnership plus – more intensive support for families, multi-agency assessments, healthy lifestyles activities, support to access specialist services e.g. debt advice, domestic violence, substance misuse and referral	Promotion of children's centres as a location for specialist services
Identification and assessment of additional needs		

Children's centres focus their delivery in areas of highest deprivation. In 2014/15, 65% of children under 5 living in the 30% most deprived areas had at least 5 contacts during the year. 64% of parents registered within these areas were attending an evidence based parenting programme (this is a reduction from 69% of parents the previous year and 72% in 2012/13). 63% of parents completed a parenting programme in 2014/15 (again a drop from previous years; 64% in 2013/14 and 77% in 2012/13). Over 1,200 parents attended adult learning courses in 2014/15, with 75% completing their courses.

### Early years' service and child development

In August 2014, Southampton City Council's children's service team assessed the impact of pre-birth to 5 services in Southampton against a child's achievement at the end of the early years foundation stage (EYFS). They found that those children who accessed at least 3 terms (540 hours) of early years' service provision from 2009-2014 were almost 17% more likely to achieve a good level at EYFSP compared to those with 0 hours. For those children in the 10% most deprived areas, this difference was 23.5%. Children living in the 10% most deprived areas were 16% more likely to achieve a good level at EYFSP if they had 25 or more contacts with under 5 services and 540 or more hours of early years funding.

### Dental health

Prevention of dental disease needs to start early in life to lay the foundation for a lifetime of good oral habits and health. Evidence indicates that to achieve good dental health, the following are needed:

- Healthy diet, particularly reducing sugary foods and drinks.
- Tooth brushing with a fluoride toothpaste twice a day as soon as the first tooth erupts.
- Visiting a dentist regularly starting from when the first tooth erupts, for preventive care and advice.

The oral health promotion programme in Southampton prioritises young children. A locally-developed programme *Saving Smiles* is being rolled out in Early Years settings across the City. The programme promotes healthy eating and healthy food policies at the setting, working with parents and carers to provide good home care for children and signposting families to local dentists. Currently 25 settings are participating in the programme and a member of staff in each of these is being trained as an oral health "champion".

The oral health promotion team are working collaboratively with staff involved with caring for children, including health visitors, school nursing teams, looked-after children leads and safeguarding teams. This is aimed at ensuring that everyone understands the key oral health messages and is able to impart them during their day-to-day activity. The team link with Children's Centres to ensure that they are all delivering consistent messages based on the best available evidence, and provide any additional support to help them create an environment that promotes good dental health.

Implementing the city's water fluoridation scheme would protect and improve the dental health of children living in the area.

### Future infrastructure - Integrated health and children's centre provision

In Southampton, children's centre staff work in partnership with health visitors and midwives. With the new local authority commissioning responsibility for health visiting and family nurse partnership, there is an opportunity to formally integrate health and children centre provision for 0-5 year olds ensuring shared ownership of outcomes.

There is also the opportunity to link it to the better care agenda, providing child and family centred locally integrated services. The first phase of this approach is the establishment of enhanced early childhood leadership teams comprising maternity, health visiting and children's centres. Key to the proposed approach is the need to build community capacity to support prevention and early intervention. This will include working in partnership to identify and develop new opportunities to bring funding into the City to meet shared outcomes. Key areas are:

- Initiatives that promote parent-child bonding and speech, language and communication skills in the first 2 years of life.
- Initiatives that reduce isolation and promote confidence such as parent and toddler groups, befriending and mentoring schemes and evidence based parenting courses; a parenting offer has been developed for the City.
- Sufficient accessible play schemes.
- Support for parents with low aspirations for themselves and their children.
- Support for parents to learn English, embrace citizenship and contribute to services in the city.
- Effective support for children and families to adopt healthy lifestyles and maintain a healthy weight.

### 1.3 Recommendations

1. The Health and Wellbeing Board should promote the development of a child poverty strategy for Southampton (as recommended by the Children's Commissioner).
2. Service providers should identify new ways of engaging with disadvantaged groups of women pre-conceptually and during pregnancy to support them to make healthy choices in recognition of their social circumstances.
3. Locality based children's health and social care teams should be formally integrated to deliver shared outcomes, and seek opportunities to "make every contact count".
4. Reducing health and developmental inequalities must be a priority for those young children identified as vulnerable, ensuring the approach supports "proportionate universalism".
5. The Health and Wellbeing Board should consider the poor dental health in children that has persisted for over two decades and make a recommendation on the implementation of Southampton's water fluoridation scheme.



## 1.4 References

1. Children's Commissioner (2015) Changing the odds in the early years. A discussion paper on tackling poverty in the early years. [Online] Available from: [https://www.childrenscommissioner.gov.uk/sites/default/files/publications/Changing%20the%20Odds%20discussion%20paper\\_1.pdf](https://www.childrenscommissioner.gov.uk/sites/default/files/publications/Changing%20the%20Odds%20discussion%20paper_1.pdf)
2. Annual report of the Chief Medical Officer (2012) *Our children deserve better: prevention pays*. [Online] Available from: [https://www.gov.uk/government/uploads/system/uploads/attachment\\_data/file/255237/2901304\\_CMO\\_complete\\_low\\_res\\_accessible.pdf](https://www.gov.uk/government/uploads/system/uploads/attachment_data/file/255237/2901304_CMO_complete_low_res_accessible.pdf)
3. National Children's Bureau (2015) *Poor beginnings. Health Inequalities among young children across England*. [Online] Available from: [http://www.ncb.org.uk/media/1228318/ncb\\_poor\\_beginnings\\_report\\_final\\_for\\_web.pdfm](http://www.ncb.org.uk/media/1228318/ncb_poor_beginnings_report_final_for_web.pdfm)
4. Public Health England (2015) *Improving school readiness creating a better start for London*. [Online] Available from: <https://www.gov.uk/government/publications/improving-school-readiness-creating-a-better-start-for-london>
5. Public Health England and UCL Institute of Health Equity (2014) *Health Equity Evidence Review 7: September 2014. Local action on health inequalities: Fuel poverty and cold home-related health problems*. [Online] Available from: [https://www.gov.uk/government/uploads/system/uploads/attachment\\_data/file/357409/Review7\\_Fuel\\_poverty\\_health\\_inequalities.pdf](https://www.gov.uk/government/uploads/system/uploads/attachment_data/file/357409/Review7_Fuel_poverty_health_inequalities.pdf)
6. Garwood S et al (2015) More than poverty: The effect of child abuse and neglect on teen pregnancy risk. *Journal of Adolescent Health*, 57: 164-168.
7. Allen, G. (2011) *Early intervention: The next steps: An independent report to Her Majesty's Government*. [Online] Available from: [https://www.gov.uk/government/uploads/system/uploads/attachment\\_data/file/284086/early-intervention-next-steps2.pdf](https://www.gov.uk/government/uploads/system/uploads/attachment_data/file/284086/early-intervention-next-steps2.pdf)
8. Department for Children, Schools and Families (2008) *The impact of parental involvement on children's education*. [Online] Available from: [http://webarchive.nationalarchives.gov.uk/20130401151715/http://www.education.gov.uk/publications/eOrderingDownload/DCSF-Parental\\_Involvement.pdf](http://webarchive.nationalarchives.gov.uk/20130401151715/http://www.education.gov.uk/publications/eOrderingDownload/DCSF-Parental_Involvement.pdf)
9. Robling M et al (2015) *Effectiveness of a nurse-led intensive home-visitation programme for first-time teenage mothers (Building Blocks): a pragmatic randomised controlled trial*. *The Lancet* [Online] Available from: [http://www.thelancet.com/journals/lancet/article/PIIS0140-6736\(15\)00392-X/abstract](http://www.thelancet.com/journals/lancet/article/PIIS0140-6736(15)00392-X/abstract)
10. Public Health England (2015) *Rapid review to update evidence for the Healthy Child Programme 0-5*. [Online] Available from: <https://www.gov.uk/government/publications/healthy-child-programme-rapid-review-to-update-evidence>

## 2. Emotional and mental health and the first 1,000 days

### 2.1 Why is this issue important?

The first 1,000 days of life are a crucial stage in the development of the emotional and mental health of a child. Infant mental health is not only influenced by parental social and emotional wellbeing prior to conception but also by the mother during pregnancy and the nature of parenting in the early years. The foundation years (up to five years) are the time that children develop their emotional intelligence, their resilience and the ability to empathise. Secure attachment (or bonding) through early parenting plays a key role in the development of emotional regulation, the benefits of which are not just during the early years, but throughout the life span.

The significance of maternal mental health and the subsequent impact upon infant mental health cannot be overstated. Evidence suggests that early adversities such as maltreatment, trauma or stress and / or exposure to high levels of maternal stress hormones in the womb can interfere with neuro-development and 'hard-wire' the baby's brain's response to stressful stimuli.<sup>1</sup> These parental factors may lead to problems throughout the life course of the baby, such as lower educational attainment, adoption of risky health-related behaviours, social, emotional and mental health problems.<sup>2</sup>

It is estimated that postnatal depression affects 10-15% of women and many others experience other mental health problems such as post-traumatic stress disorder (PTSD), anxiety and adjustment disorders. Five to eight in every 100 women have a severe depressive illness during pregnancy and two mothers in every 1,000 experience puerperal psychosis. Many individuals have pre-existing chronic mental health conditions which can be exacerbated by pregnancy or which may require additional support during pregnancy and the early years of parenting.

Of approximately 6,000 births at Southampton University Hospital Trust each year, around 2,000 mothers responded 'yes' when asked whether they have a mental health problem (this includes previous and / or current problems which range from mild to severe, and may include postnatal depression). Health visitors undertake an assessment of post-natal depression 6-8 weeks after birth. Locally, about 10% of the 70% of women known to the health visiting service at this time were identified as having low mood. This is similar to the national average.

Children of mothers with mental ill-health are five times more likely to have mental health problems themselves. Between one and two-thirds of children whose parents have mental health problems may experience difficulties themselves.<sup>3</sup> Parental mental health is also a factor for children entering the care system. Childcare social workers estimate that 50–90% of parents on their caseload have mental health problems, including alcohol or substance misuse issues.<sup>3</sup> Maternal depression also has an impact on school readiness, resulting in an increased likelihood of behaviour and emotional problems, language development delay, impaired parent child attachment, conduct disorders and learning difficulties.<sup>4</sup>

Maternal depression in the perinatal period, together with anxiety and psychosis, carry a long term cost to society of about £8.1 billion for each one-year cohort of births in the UK. This is equivalent to the long-term cost of just under £10,000 for every single birth in the country.<sup>5</sup> 72% of cost is due to adverse effects on the child rather than the mother. £1.2 billion of long term costs are borne by the NHS.<sup>5</sup> This cost could be reduced through identification of early issues and appropriate management. It has been estimated that around 50% of women with perinatal mental health problems are not identified or treated, and around 40% of health systems in the UK have no specialist perinatal mental health provision.<sup>6</sup>

Attachment is a key factor in early positive childhood development. The way parents interact with their children influences how children regulate their own behaviour and emotions. Research shows that as babies grow into toddlers they need their parents to be a 'safe base' from which they can explore the world.<sup>7</sup> Positive and attuned interactions from parents and family stimulate a physiological response in infants which contributes to normal neurodevelopment and promotion of a secure attachment. Evidence from a number of longitudinal studies has demonstrated that securely attached children function better across a range of domains including emotional, social and behavioural adjustment, as well as peer-rated social status and school achievement in addition to having better physical outcomes. This is compelling evidence to support the delivery of positive parenting interventions and to support families in the transition to parenthood.<sup>1</sup>

## 2.2 What can be done?

The Department of Health has identified 'Transition to Parenthood and the Early Weeks' and 'Maternal Mental Health (Perinatal Depression)' as high impact areas to guide local authorities in the commissioning of the 0-5 year Healthy Child Programme.

The 0-5 year Healthy Child Programme covers both the antenatal and postnatal period and incorporates the recommendations made by NICE in their Clinical Guideline 192: clinical management and service guidance for antenatal and postnatal mental health.<sup>8</sup> These are summarised in the box over the page.

In Southampton, all mothers known to the health visiting service and identified as having low mood are offered evidence based interventions. Access to interventions are used as a proxy indicator for outcomes of improved attachment, breast feeding and child development at age 2-2.5 years. Integrated working between health visiting, the Individual Access to Psychological Therapy (IAPT) service and children's centres enables delivery of cognitive behavioural therapy group sessions for mothers with postnatal depression. Actions to reduce maternal depression include effective screening and referral to services, development of a shared vision and plan, family strengthening and support and increased public awareness.

### **Assessing antenatal and postnatal mental health**

NICE 2014a, guideline CG192 recommends asking the two “Whooley” depression identification questions and the GAD-2 as part of a general discussion about mental health and wellbeing at first contact with primary care or booking visit, and all contacts thereafter.

### **Prevention**

There is no evidence to suggest that antenatal education impacts on the onset of depression or parental health behaviours. There is some evidence that group-based social support, including antenatal preparation for parenthood classes, can be effective in supporting women with sub-threshold symptoms of depression and anxiety (HCP 0-5 evidence review).

### **Anxiety and mild to moderate depression**

NICE (2014a) recommends that a woman with persistent subthreshold symptoms of anxiety in pregnancy or the postnatal period should be offered Cognitive Behaviour Therapy (CBT) based self-help. Women with anxiety disorders in pregnancy or the postnatal period should be offered a low-intensity psychological intervention (for example, facilitated self-help) or a high-intensity psychological intervention (for example, CBT) as initial treatment.

NICE (2014a) recommends that women with persistent subthreshold depressive symptoms, or mild to moderate depression, in pregnancy or the postnatal period, should be offered facilitated self-help, and that where women with a history of severe depression initially present with mild depression in pregnancy or the postnatal period, an antidepressant such as TCA, SSRI or (S)NRI should be considered.

### **Moderate to severe depression**

For a woman with moderate or severe depression in pregnancy or the postnatal period, options should include a high-intensity psychological intervention, for example, cognitive behaviour therapy (CBT); or an antidepressant, TCA, SSRI or (S)NRI; or a high-intensity psychological intervention in combination with medication.

### **The mother-baby relationship**

NICE (2014a) recommends that the nature of the mother-baby relationship should be assessed, including verbal interaction, emotional sensitivity and physical care, at all postnatal contacts. Practitioners should discuss any concerns that the woman has about her relationship with her baby and provide information and treatment for identified mental health problems. Practitioners are recommended to consider further intervention to improve the mother-baby relationship if any problems in the relationship have not resolved.

### **Attachment**

Evidence suggests that the most effective programmes for promoting attachment are shorter in duration, provide direct services to the parent-child dyad, use interveners with professional qualifications, and assess parent-child interactions with free-play tasks.

Recent reviews on the promotion of attachment security in preterm infants recommend routine inclusion of psychosocial support for the infants’ mother. One study found different effects among families of higher and lower educational groups, and recommended additional reinforcement sessions for mothers in lower educational groups.

Infant massage programmes are most effective with parents in the middle tier of need, and should not be used on their own with parents who are high risk. A total of 14 mechanisms need to be present to promote the likelihood of massage programmes being effective, including consistency of facilitator, small groups that are provided in appropriate settings, the teaching of infant cues, and opportunities for parental socialisation.

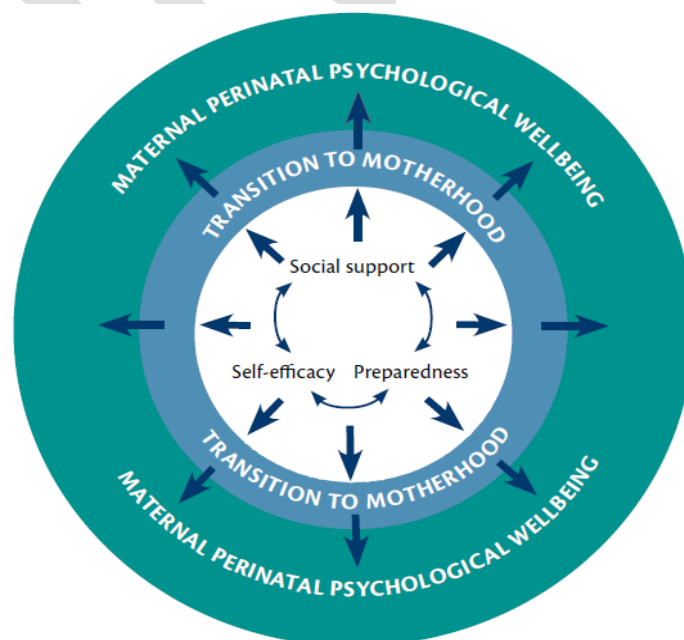
Pregnant women living in Southampton have access to a specialist perinatal team. The specialist facility provides 10 beds and receives admissions from across England. Referral criteria include moderate to severe depression, anxiety disorders, bipolar disorder, complex presentations and puerperal psychosis.

A City wide mental health anti-sigma campaign was held in October 2015, Launched on World Mental Health Day and delivered in partnership with the national ‘time to change’ campaign team. The campaign provided an opportunity to raise awareness of mental health issues and reduce the debilitating isolation that can result from suffering a mental health problem. Southampton’s campaign focused on adult mental health, recognising the impact across the life course.

A central component of the approach taken by health visitors is to strengthen protective factors around the mother and her child. They do this by an emphasis on social support, self-efficacy and preparedness.<sup>9</sup> Mothers with inadequate social support tend to experience more upheaval and perceived life change and feel more vulnerable during the transition to motherhood. Maternal-grandmother support and the company of other pregnant women and mothers is particularly important in providing social support. Evidence suggests that group activities are beneficial, but where this is not possible online resources are promoted.<sup>9</sup>

Self-efficacy is the accumulated beliefs held by an individual (mother/parent) regarding her/his capability to undertake a task. Mothers with higher levels of self-efficacy are more likely to seek out social support; this increases their self-confidence and self-belief, which are protective against postnatal depression. Evidence suggests a link between infant temperament and self-efficacy, with parents of infants who were difficult to settle experiencing reduced confidence in their ability to meet their child’s needs.<sup>9</sup>

Figure 1: Schematic – promotion of maternal perinatal psychological wellbeing



Sufficient preparedness promotes confidence and self-efficacy in new mothers, which increases the amount of social support sought, enabling increased emotional capacity to cope with the transition.<sup>9</sup> Figure 1 suggests the relationship between these three factors and the impact they have on transition to motherhood and psychological wellbeing.

There is a tendency to focus on the mother and child in both raising mental health and strengthening attachment. Evidence is emerging of the impact on fathers. A recent survey undertaken by the National Childbirth Trust 2013-2014 found that amongst 296 new fathers, 38% were concerned about their mental health.<sup>6</sup> In 2008, an English longitudinal study of 13,228 fathers found that severe postnatal depression in fathers was associated with emotional and behavioural problems in their children.<sup>6</sup>

### 2.3 Recommendations:

1. Evidence based approaches should be embedded within services (and innovative approaches assessed) to improve mental health during pregnancy.
2. Health professionals should take every opportunity to prevent and identify mental health issues at the earliest stage, pre-pregnancy, during pregnancy and in the early years of life.
3. The Health and Wellbeing Board should ensure that community resourcefulness is promoted and is a key principle in future strategies.
4. All pregnant mothers and their partners should be able to access antenatal and postnatal support with a strong focus on the quality of the interaction between the parent/s and the child.
5. Recording of mental health and attachment should be included as indicators of the quality of maternity and health visiting services.

### 2.4 References:

1. Annual Report of the Chief Medical Officer (2013) *Public Mental Health Priorities: Investing in the evidence*. [Online] Available from: [https://www.gov.uk/government/uploads/system/uploads/attachment\\_data/file/413196/CMO\\_web\\_doc.pdf](https://www.gov.uk/government/uploads/system/uploads/attachment_data/file/413196/CMO_web_doc.pdf)
2. Greater London Authority (2014) *London mental health: The invisible costs of mental ill health*. [Online] Available from: <http://www.london.gov.uk/sites/default/files/FINAL%20-%20LMH%20-Full%20Report.pdf>
3. Social Care Institute for Excellence (2011) *Think child, think parent, think family: a guide to parental mental health and child welfare*. Families' and Children's Services Guide 30. SCIE: London.

4. Department of Education, Department of Health (2011) *Families in the foundation years evidence pack*. [Online] Available from: <https://www.gov.uk/government/publications/supporting-families-in-the-foundation-years>
5. Department of Health and NHS England (2015) *Future in Mind: promoting, protecting and improving children and young people's mental health and wellbeing*. [Online] Available from: [https://www.gov.uk/government/uploads/system/uploads/attachment\\_data/file/414024/Childrens\\_Mental\\_Health.pdf](https://www.gov.uk/government/uploads/system/uploads/attachment_data/file/414024/Childrens_Mental_Health.pdf)
6. Mental Health Foundation (2015) *Fundamental facts about mental health*. [Online] Available from: <http://www.mentalhealth.org.uk/publications/fundamental-facts-2015/>
7. Early Intervention Foundation (2015) *The Best Start at Home. A report on what works to improve the quality of parent child interactions from conception to age 5*. [Online] Available from: <http://www.eif.org.uk/publication/the-best-start-at-home/>
8. National Institute for Health and Care Excellence (2014) *Clinical Guideline 192: Antenatal and postnatal mental health: clinical management and service guidance. December 2014*. [Online] Available from: <https://www.nice.org.uk/guidance/cg192>
9. Brook, L (2015) The role of the health visitor in the promotion of maternal perinatal psychological wellbeing. *Journal of Health Visiting*, July 2015. Vol 3. Issue 7.

DRAFT

### 3. Diet and nutrition in the first 1,000 days

#### 3.1 Why is this issue important?

A healthy diet provides the body with energy, protein, essential fats and a range of vitamins and minerals (all known as nutrients) that are important for healthy growth and development. The nutrients that are available to a developing baby in the uterus are dependent on a mother's nutritional stores which in turn depend on her diet. A mother's health, influenced by her diet, can have long term effects on her future child's health. This begins before conception, during pregnancy and in early feeding, and continues through weaning and beyond when healthy eating habits become established for the long term.

During pregnancy the fetus undergoes critical periods of development, and at these times the quality of the mother's diet has an enduring 'programming effect' which may have long lasting effects on the child.<sup>1</sup> Various studies on people exposed to famine in Europe showed that malnutrition during fetal development and early childhood can lead to permanent changes in the functioning of organ systems. These changes increase the risk of chronic disease (such as cardiovascular disease and type 2 diabetes) in adulthood.<sup>2</sup>

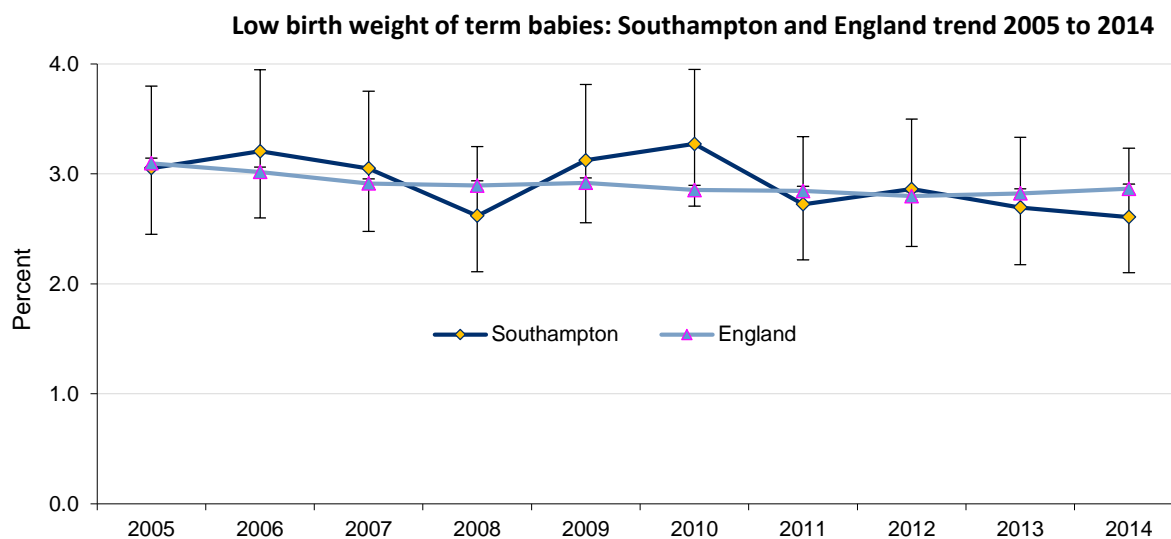
All nutrients are important for a child's development, and there is still much to learn; however the role of certain nutrients in early development are well known. Perhaps the best example is the protective effect of folic acid before pregnancy and up to the first 12 weeks. This B vitamin reduces the risk of developing neural tube defects.<sup>3</sup> Also important is the iron status of a mother, as iron deficiency anaemia has been linked to low birth weight babies which in turn increases the risk of cardiovascular disease, hypertension and diabetes in adult life.<sup>4</sup>

The rate of low birth weight babies in Southampton is 2.6% of births; similar to the England average of 2.9%. This has remained relatively stable since 2005 (see figure 1). Low birth weight tends to be higher among some black and minority ethnic groups and may contribute towards the higher rates of heart disease and type 2 diabetes in these populations.<sup>5</sup>

Vitamin D is another key nutrient important in pregnancy and the early years. It is absorbed from the diet (found in oily fish, eggs and fortified breakfast cereals) or made in the skin when exposed to sunlight during April to mid-October when the appropriate wavelength is available. Vitamin D is most well-known for its influence on bone health. Severe deficiency causes rickets in children and osteomalacia (painful, soft bones) in adults. A mother's vitamin D status in pregnancy is linked to both her child's bone development and birth weight.<sup>6, 7</sup> Current guidance from the Chief Medical Officer recommends that groups at risk of having a low vitamin D status, including all pregnant and breastfeeding women, (particularly teenagers and young women), those who have darker skin (as their bodies are not able to make as much vitamin D), those who cover their skin for cultural reasons and infants and children under five should take a vitamin D supplement. More information can be found at <https://www.gov.uk/government/publications/vitamin-d-advice-on-supplements-for-at-risk-groups>.



Figure 1:



Sources: Vital Statistics Office for National Statistics

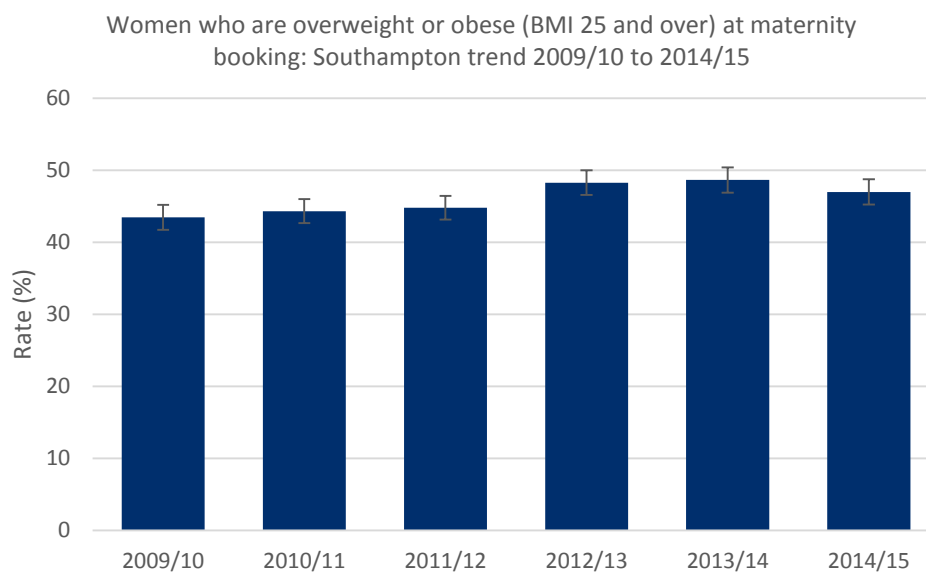
A mother’s diet during pregnancy can also influence the IQ (intelligence) of her child. The brain develops rapidly in early life from the third trimester and by the age of two years the brain will be about 80-90% of its final weight, whereas the body is nearer 20% of adult weight.<sup>8</sup> All nutrients are important for brain development but some nutrients have been identified as having greater effects in the last trimester and the early post-natal period (protein, iron, zinc, selenium, iodine, folate, vitamin A, choline, and long-chain polyunsaturated fatty acids) and due to the rapid development during this period it cannot be repaired by improved availability of nutrients later.<sup>9</sup> Studies in preterm infants have shown a link between early diet and IQ. The link appears to be where fatty acids found in breast milk may have important benefits in terms of IQ and memory scores in children.<sup>10</sup>

Eating the rights foods during pregnancy is important and can be achieved by eating a healthy diet and taking a folic acid and vitamin D supplement. In pregnancy there are also certain foods which should not be eaten to avoid infections harming the baby. These include soft cheeses and unpasteurised dairy products, pâté, raw and partially cooked eggs and raw and undercooked meat. More information about food safety in pregnancy can be found here <http://www.nhs.uk/conditions/pregnancy-and-baby/pages/foods-to-avoid-pregnant.aspx>.

There is no evidence that avoiding foods associated with allergies during pregnancy and breastfeeding affects the likelihood of a child developing allergies. There is some emerging evidence to suggest that providing an infant with a diet consisting of high levels of fruits, vegetables, and home-prepared foods is associated with less food allergies by the age of 2 years.<sup>11</sup>

Around two thirds of the adult population in the UK is either overweight or obese, which increases the risk of a range of health problems in the long term such as type 2 diabetes, cardiovascular disease and certain cancers. In pregnancy, obese women are more likely to suffer from problems such as gestational diabetes, hypertensive disorders, induction of labour, post-partum haemorrhage and are more likely to have a caesarean section. The risk of these complications increases with increasing BMI (Body Mass Index). Also women who are very obese (BMI of  $\geq 40\text{kg/m}^2$ ) have a greater risk of having larger babies and higher admission to the neonatal unit and stillbirth.<sup>12</sup> Guidance from the national Institute of Clinical Excellence (NICE) on Weight Management Before, During and After Pregnancy, recommends a pre-pregnancy BMI of a healthy weight range 18.5-24.9 kg/m<sup>2</sup>. In Southampton in 2009/10, 43.4% of women were classified as overweight or obese at their booking appointment (their first appointment with the midwife), and of these 25.0% of women were overweight and 18.4% were obese. In 2014/15, 47.0% of women were classified as overweight or obese at booking, (27.1% were overweight and 19.9% were obese). Figure 2 shows the trend in the proportion of women measured as overweight and obese at booking since 2010/2009 and shows there has been an increase over this period.

Figure 2:



Sources: UHS midwifery database: Southampton CCG

### 3.2 What can be done?

It is clear that the importance of a healthy diet before and during pregnancy and in the early years cannot be emphasised strongly enough, as it can lay the foundations for good health in the long term. However, as highlighted above, there are certain points where growth and development occurs rapidly such as pregnancy, infancy and early childhood, when supplementation is beneficial.

### Healthy Start

The national Healthy Start Scheme is a means tested scheme which aims to improve the health of pregnant women and families on a low income or receiving benefits. The scheme provides a nutritional safety net for families and provides ‘money off’ vouchers which can be used to buy cow’s milk, infant formula or fruit and vegetables and vitamin coupons to swap for Healthy Start maternal supplements. Healthy Start maternal tablets are available for pregnant and breastfeeding women and Healthy Start vitamins drops for babies and young children up to four years old (see figure 3).

Figure 3: Healthy Start vitamins

Healthy Start maternal tablets (pregnancy and breast feeding)	Healthy Start children’s vitamin drops (one month and up to 4 years old)
<ul style="list-style-type: none"> <li>• Folic Acid: prevention of neural tube defects</li> <li>• Vitamin D: healthy development of bones and teeth</li> <li>• Vitamin C: Keeps tissues healthy and supports the immune system</li> </ul>	<ul style="list-style-type: none"> <li>• Vitamin D: development of healthy bones</li> <li>• Vitamin A: healthy immune system and vision in dim light</li> <li>• Vitamin C: Keeps tissues healthy and supports the immune system</li> </ul>

*Note: large amounts of vitamin A could harm an unborn baby and therefore vitamin A supplements should **not** be taken during pregnancy.*

In Southampton uptake of the vouchers in 2014/15 was 73%, however uptake of the Healthy Start maternal vitamin tablets and the children’s drops remained very low at only 1%. More targeted initiatives are required to engage families to promote awareness and uptake of the Healthy Start vouchers and vitamins. In addition, families eligible for Healthy Start should be supported to develop the skills and understanding to make the best use of their vouchers in order to provide their family with tasty, healthy and nutritious meals.

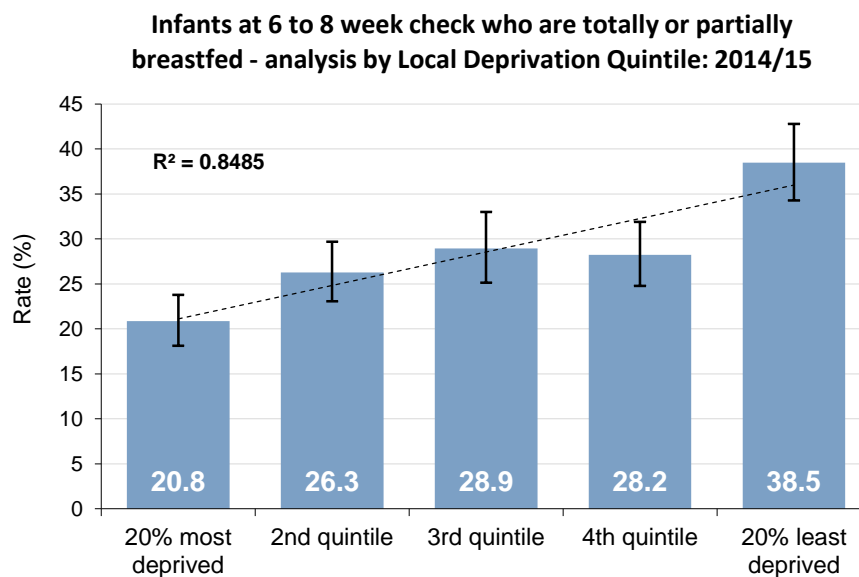
### Breastfeeding

Recommendations for breastfeeding in the UK align with those from the World Health Organisation (WHO). They recommend infants should be exclusively breastfed for the first six months of life to achieve optimal growth, development and health. Breastfeeding is linked to many health benefits for both the mother and baby. For the infant, breast feeding reduces the risk of a number of conditions, including infections acute otitis media (middle ear infection), gastroenteritis, respiratory tract infections, and allergic conditions like atopic dermatitis and asthma, type 1 and 2 diabetes, infant mortality, sudden infant death syndrome and reduces the mothers’ risk of type 2 diabetes and breast and ovarian cancer.<sup>13</sup> Breast feeding has also been shown to contribute improved cognitive function and lower cholesterol levels.<sup>14</sup>

In Southampton 73.2% of mothers in 2014/15 initiated breastfeeding; this is similar to the England average of 74.3%. In 2013/14, 44.3% of women still breastfed at 6-8weeks (in England this reaches 45.8%). In Southampton a local target has been set to reach 50% of new mothers breastfeeding at 6-8weeks by March 2016.

Mothers living in areas of higher deprivation are less likely to initiate breastfeeding and are likely to breastfeed for a shorter duration compared to mothers living in areas of low deprivation.<sup>15</sup> This is clearly illustrated by local data which shows that 20.8% of mothers in the most deprived areas breastfed their babies at 6-8 weeks compared to 38.5% of mothers in the least deprived areas (figure 4).

Figure 4:



Sources: RIO (Child Health Information System)

Barriers to breastfeeding include the attitudes of society and family, women being conscious of breastfeeding in front of others, lack of knowledge of the benefits of breastfeeding, or not convinced of the benefits, lack of support, concerns about being able to sleep through the night, perception of breast feeding being difficult, fear of pain and worry about the producing enough milk.<sup>15, 16</sup> Mothers who are confident in their ability to breast feed are aware of the benefits and often have a cultural background supportive of breastfeeding.<sup>17</sup> Pregnant women who intend to breastfeed have a higher level of knowledge of breastfeeding as well as a higher level of self-efficacy.<sup>18</sup>

NICE guidance on Maternal and Child Nutrition (2008) recommends that, as well as the provision of support for breastfeeding after birth, it is important to provide support and information to encourage breastfeeding during pregnancy. Those delivering breastfeeding support programmes should also be provided with training as they are well placed to provide advice and information about Healthy Start for new mothers.

## Weaning

Once a baby reaches six months, many mothers choose to start their baby on solids using the baby led weaning approach. Babies are offered solid foods when they demonstrate the necessary gross motor skills and oral functioning to feed themselves, the signs that a baby is ready are when a baby:

- Can stay in a sitting position and able to hold their head
- Can co-ordinate their hands, eyes and mouth and be able to grab food and put it in their mouth
- Can swallow their food rather than pushing it out

Babies are normally ready to try solids at six months and using the baby led weaning approach are only offered appropriate finger foods not pureed foods. From 8-9 months the diet should consist of a variety of soft finger foods, mashed or chopped. Weaning is an important time to try new flavours and lay a foundation for healthy food choices. More information can be found at <http://www.nhs.uk/start4life/solid-foods>

## Healthy Food choices

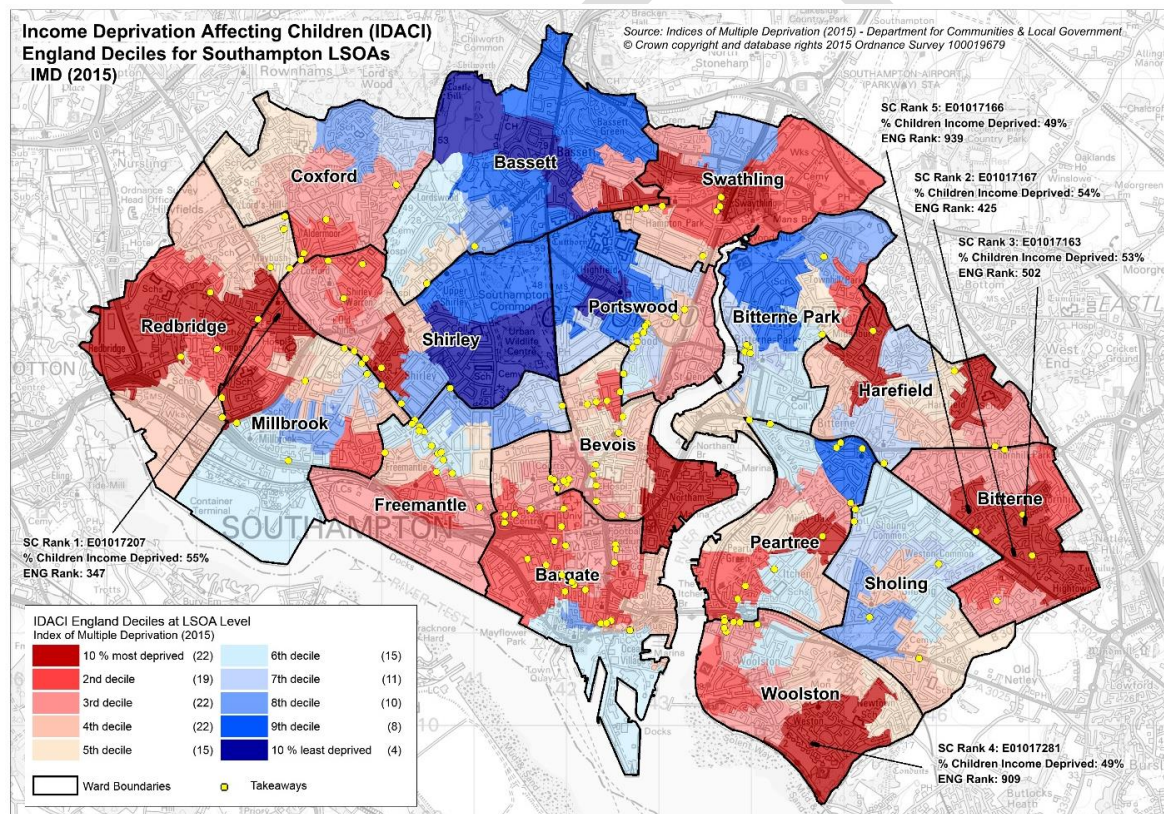
There are some population segments that are less likely to have healthy diets. Women living in the most deprived areas are less likely to take folic acid before pregnancy and have a lower level of nutrient intake characterised by a diet low in fruit and vegetables. Research looking at the diet of families with young children in Southampton shows that the quality of a mother's diet influences the quality of the diet of young children, and if a mother has a poor quality diet then her children's diet is also likely to be of a poorer quality.<sup>19</sup> Deprivation is also linked to food poverty or food insecurity which can be described as having limited or uncertain access to nutritious food. Children living in food insecure households were more likely to have poorer quality diets that were low in vitamins and minerals but high in energy such as soft drinks and crisps and a lower consumption of fresh vegetables and wholemeal bread and a similar consumption of fruit.<sup>20</sup>

The all-party parliamentary inquiry into Hunger and Food Poverty in Britain looked at household expenditure and found that in 2011 households in the lowest income deciles spent 39% of their income on housing, food and fuel (an increase of a third over a decade between 2002 and 2012). Those in the highest income decile spent 16% of their income on housing, food and fuel. However, for the poorest households the proportion spent on housing and fuel increased, and the proportion spent on food remained stable. This indicates that cuts were made in the quality or quantity of food or both which may be why these households rely on food aid. During the period between 2007 - 2013 food prices rose and the lowest income group purchased less butter, fruit and vegetables and soft drinks but bought more pork, bacon and cheese.<sup>6</sup> A poor quality diet, low in fruit and vegetables, high in fat, saturated fat, sugar and salt is linked to a number of diseases including diabetes, cardiovascular disease, and certain cancers. Current welfare reforms have been associated with an increase in the use of food banks both locally and nationally. Food bank use is often a last resort for families in crisis, and families will have tried various means to cut back before reaching this

point. Ensuring the appropriate input and support is available to families before the crisis point, will enable the development of basic healthy cooking skills to prepare healthy meals on a tight budget and help food go further.

There is an association between increasing levels of deprivation and density of fast food outlets.<sup>22</sup> In Southampton fast food outlets are co-located around some of the main roads in the city and appear to be concentrated in the most deprived areas (see figure 5). Local research has explored associations between exposure to healthy and less healthy food outlets and child body composition measures at birth, four and six years using data from the Southampton Women’s Survey. The results showed that greater access to fast food outlets related to poor bone health in infants, and that greater access to healthy specialty stores such as greengrocers was associated with better bone health at four and six years of age.<sup>23</sup>

Figure 5: Map of hot food takeaways by Income Deprivation Affecting Children (IMD 2015)



Another local study surveyed the price, variety and quality of a selection of healthy and less healthy foods in 195 grocery stores in Southampton including large supermarkets, small supermarkets and convenience stores. The results showed that poor variety and quality of healthy foods was more common in shops in the most deprived neighbourhoods where residents had up to 76% higher risk of poor quality fruit and vegetables than wealthier areas of Southampton.<sup>24</sup> Public Health England in its 2014 *Healthy People, Healthy Places* briefing suggested that “improving access to healthier foods in deprived communities may contribute to reducing health inequalities”. Consideration needs to be

given to the importance of the environment that people live in and question if they encourage healthy behaviours and lifestyles, including healthy food choices.

Public Health England's report on Sugar Reduction highlighted the risks of eating too many sugary foods and drinks. This increased the risk of weight gain (leading to chronic diseases in the long term) and tooth decay. Both these health issues affect most deprived communities more than the least deprived. National recommendations from the report aim to reduce marketing and promotion of high sugar food and drinks, increase training for individuals in a position to influence food choice, and raise awareness of issues around sugar among the public and health professionals. It also tasks employers and the food industry to encourage people to take steps to reduce sugar intake.

A healthy diet can be described as one that is high in fruit, vegetables, and whole grain foods, while being low in processed foods which contain large amounts of fat, saturated fat, sugar and salt. Individual food choice is complex. It is influenced by a range of factors from family/cultural/social influences, income/resources, skills/knowledge, and decisions made on ethical or environmental grounds. Food choices can also change over time and at key turning points in life such as marriage, retirement and illness.<sup>21</sup> Food choice may also be influenced by factors such as how long it takes to walk/travel to the shops, what food is available and freshness of the food. Therefore approaches to change behaviour and food choices need to be multifaceted, to include targeted work with individuals and families, and development of capacity and capability amongst staff and volunteers working with the most at risk groups. We also need to support different settings to achieve high quality healthy food provision, while designing local campaigns to improve food choices with messages that both engage and resonate with at risk groups.

### **What is happening locally?**

Pregnancy and the early years is the most crucial time to lay the foundations of good health through healthy dietary choices. However with access to almost limitless and often conflicting information, choosing a healthy diet can be challenging. Having the right information alone does not lead to behaviour change as food choices are influenced by complex and interrelated factors such as education, upbringing, beliefs, peers, skills and budget. In Southampton there are a range of targeted interventions aimed at supporting families most in need to improve food and dietary choices.

Women thinking about starting a family can access a range of community based services to support weight management prior to pregnancy. This includes sign posting to local groups and opportunities to become more active and improve diet, including one-to one advice for behaviour change as well as group support. This is in addition to support that can be accessed through GPs.

The Healthy Start Scheme combined with the national scheme locally offers free Healthy Start maternal vitamins to all pregnant women and Healthy Start children's vitamin drops for children up to 12 months old. This has enabled increased access to Healthy Start vitamins which are distributed all over the city at Sure Start Children's Centres and Child Health clinics. This is designed to enable

easier access for key target groups. “Healthy cook and eat on a budget” programmes are running in local Sure Start Centres for families affected by the welfare reforms and facing food poverty. Health visiting and midwifery services have a crucial role not only in providing advice and support to enable expectant mothers and families with infants to eat healthily on a limited budget, but also in raising awareness of Healthy Start and encouraging uptake among target groups. This has been delivered alongside training for staff and volunteers in health and social care to ensure they are able to promote Healthy Start, and remain confident in providing the correct and up-to-date nutrition messages to families with infants and young children.

In addition, experts have worked with local food banks to help ensure the food parcels supplied to families in need are nutritionally balanced and contain healthy meal ideas and recipes. Parent champions are being developed from staff and volunteer parents at local Sure Start Centres to provide on-going support for healthy eating activities at their local community. Local childcare settings locally are offered HEYA (Healthy Early Years Award) training and award scheme. Settings achieving the award meet a high standard for nutrition and physical activity. The nutrition standard not only includes standards for all meals, snacks and drinks provided to infants and children, but also includes information about Healthy Start and emphasises the wider role of staff as role models and a source of information for parents and carers.

The *Breast Feeding Welcome* scheme was launched in Southampton in May 2015. 112 venues across the city have joined the scheme showing their support for breastfeeding mothers. These venues include cafes, restaurants, community centres, churches, health centres and West Quay shopping centre. The local Health Visitors service have achieved the UNICEF Baby Friendly award demonstrating a commitment to support breastfeeding. In addition, the National Childbirth Trust (NCT) have been commissioned locally to provide a breastfeeding peer support service targeting the 30% most deprived areas in Southampton. Breast feeding cafés have been set up in Townhill Park and Lordshill and a number of volunteers have been trained and are active in promoting breastfeeding in community settings.

### 3.3 Recommendations:

1. More settings should be supported to achieve quality standards in terms of food and nutrition provision, with training provided for staff and volunteers in these settings on nutrition in the early years.
2. Targeted promotion, and opportunities for practical skills development is required for at risk families, especially those affected by the welfare reforms, through both health and community services. This should include promotion of breastfeeding, Healthy Start, and weaning and practical skills development for healthy eating on a budget.
3. To make healthier food choices easier for people in Southampton, the public health impact should feature in decisions by various sectors which shape and influence food choices including planning, licencing, economic development, transport and leisure.



### 3.4 References:

1. Godfrey K.M., & Barker D.J. (2001) Fetal programming and adult health. *Public Health Nutrition*. 2001 Apr;4(2B): pp611-24.
2. Herman DR, Taylor Baer M, Adams E, Cunningham-Sabo L, Duran N, Johnson DB, and Yakes E (2014) Life Course Perspective: evidence for the role of nutrition. *Matern Child Health Journal*. 2014 Feb;18(2):450-61. doi: 10.1007/s10995-013-1280-3.
3. De-Regil LM, Fernández-Gaxiola AC, Dowswell T, and Peña-Rosas JP (2010) Effects and safety of periconceptional folate supplementation for preventing birth defects. *Cochrane Database Syst Rev*. 2010 Oct 6;(10):CD007950. doi:10.1002/14651858.CD007950.pub2.
4. Barker DJ. Maternal nutrition, fetal nutrition, and disease in later life. *Nutrition*. 1997 Sep;13(9):807-13.
5. Margetts BM(1), Mohd Yusof S, Al Dallal Z, Jackson AA. Persistence of lower birth weight in second generation South Asian babies born in the United Kingdom. *J Epidemiol Community Health*. 2002 Sep;56(9):684-7.
6. Goodfellow LR, Earl S, Cooper C, Harvey NC Maternal diet, behaviour and offspring skeletal health. *Int J Environ Res Public Health*. 2010 Apr;7(4):1760-72. doi: 10.3390/ijerph7041760. Epub 2010 Apr 16. Review.
7. Harvey NC, Holroyd C, Ntani G, Javaid K, Cooper P, Moon R, et al. Vitamin D supplementation in pregnancy: a systematic review. *Health Technol Assess* 2014;18(45)
8. Knickmeyer, R.C., Gouttard, S., Kang, C., Evans, D., Wilber, K., Smith, J.K., et al. (2008). A structural MRI study of human brain development from birth to 2 years. *J. Neurosci.* 28, 12176–12182. doi:
9. Georgieff, M.K. (2007). Nutrition and the developing brain: nutrient priorities and measurement. *Am. J. Clin. Nutr.* 85(Suppl.), 614S–620S.
10. Isaacs EB(1), Ross S, Kennedy K, Weaver LT, Lucas A, Fewtrell MS. Pediatrics. 10-year cognition in preterms after random assignment to fatty acid supplementation in infancy. 2011 Oct;128(4):e890-8. doi: 10.1542/peds.2010-3153. Epub 2011 Sep 19.
11. Grimshaw KE, Maskell J, Oliver EM, Morris RC, Foote KD, Mills EN, Margetts BM, Roberts G. Diet and food allergy development during infancy: birth cohort study findings using prospective food diary data. *J Allergy Clin Immunol*. 2014 Feb;133(2):511-9. doi: 10.1016/j.jaci.2013.05.035. Epub 2013 Jul 23.
12. Scott-Pillai R(1), Spence D, Cardwell CR, Hunter A, Holmes VA. The impact of body mass index on maternal and neonatal outcomes: a retrospective study in a UK obstetric population, 2004-2011. *BJOG*. 2013 Jul;120(8):932-9. doi: 10.1111/1471-0528.12193. Epub 2013 Mar 27.
13. Ip S, Chung M, Raman G, Chew P, Magula N, DeVine D, Trikalinos T, Lau J. Breastfeeding and maternal and infant health outcomes in developed countries. *Evid Rep Technol Assess (Full Rep)*. 2007 Apr;(153):1-186.

14. Owen CG(1), Whincup PH, Cook DG. Breast-feeding and cardiovascular risk factors and outcomes in later life: evidence from epidemiological studies. *Proc Nutr Soc.* 2011 Nov;70(4):478-84. doi: 10.1017/S0029665111000590. Epub 2011 Aug 1.
15. Brown AE(1), Raynor P, Benton D, Lee MD. Indices of Multiple Deprivation predict breastfeeding duration in England and Wales. *Eur J Public Health.* 2010 Apr;20(2):231-5. doi: 10.1093/eurpub/ckp114. Epub 2009 Aug 10.
16. McFadden A(1), Toole G. Exploring women's views of breastfeeding: a focus group study within an area with high levels of socio-economic deprivation. *Matern Child Nutr.* 2006 Jul;2(3):156-68.
17. Dunn RL, Kalich KA, Henning MJ, Fedrizzi R Engaging field-based professionals in a qualitative assessment of barriers and positive contributors to breastfeeding using the social ecological model. *Matern Child Health J.* 2015 Jan;19(1):6-16. doi: 10.1007/s10995-014-1488-x.
18. Mitra AK, Khoury AJ, Hinton AW, Carothers C. Predictors of breastfeeding intention among low-income women. *Matern Child Health J.* 2004 Jun;8(2):65-70.
19. Fisk, Catherine M., Crozier, S.R., Inskip, H., Godfrey, K., Robinson, S.M., Cooper, C. and Southampton Women's Survey Study Group (2011) Influences on the quality of young children's diets: the importance of maternal food choices. *British Journal of Nutrition*, 105, (2), 287-296. (doi:10.1017/S0007114510003302). (PMID:20807465).
20. Pilgrim, Anna, Barker, Mary, Jackson, Alan, Ntani, Georgia, Crozier, Sarah, Inskip, Hzael, Godfrey, Keith, Cooper, Cyrus, Robinson, Sian and SWS Study Group (2011) Does living in a food insecure household impact on the diets and body composition of young children? Findings from the Southampton Women's Survey. *Journal of Epidemiology & Community Health*, 66, (6), e6-[6pp]. (doi:10.1136/jech.2010.125476). (PMID:21652519).
21. Sobal J, Bisogni CA. Constructing food choice decisions. *Ann Behav Med.* 2009 Dec;38 Suppl 1:S37-46. doi: 10.1007/s12160-009-9124-5.
22. Maguire ER(1), Burgoine T(2), Monsivais P(3). Area deprivation and the food environment over time: A repeated cross-sectional study on takeaway outlet density and supermarket presence in Norfolk, UK,1990-2008 *Health Place.* 2015 May; 33:142-7. doi: 0.1016/j.healthplace.2015.02.012. Epub 2015 Apr 2.
23. Vogel, c., et al (2015) Greater access to fast-food outlets is associated with poorer bone health in young children, *Osteoporosis International*, Oct(12) pp.1-9
24. Black C, Ntani G, Kenny R, Tinati T, Jarman M, Lawrence W, Barker M, Inskip H, Cooper C, Moon G, Baird J. Variety and quality of healthy foods differ according to neighbourhood deprivation. *Health Place.* 2012 Nov;18(6): pp.1292-9.

## 4. Smoking and the first 1,000 days

### 4.1 Why is this issue important?

Despite the continuing progress that has been achieved to reduce the burden of smoking, tobacco use continues to be one of the most significant modifiable risk factors in pregnancy<sup>1</sup>, and younger pregnant smokers and pregnant teenagers are six times more likely to smoke before or during their pregnancy.<sup>2</sup> While data shows that nationally 11.4% of women are still smoking at the time of delivery, the rate in Southampton, despite movement in the right direction, is considerably higher than this at 14.7%.<sup>3</sup>

The World Health Organisation (WHO) acknowledges smoking is the single largest preventable cause of death and disability in the developed world<sup>4</sup>, and smoking in pregnancy puts both mothers and their babies at continued risk. In addition to the known health risks to adults, smoking is also the main preventable cause of poor outcomes in pregnancy.<sup>5</sup> It is associated with additional health risks to both the mother and her unborn fetus, being a major cause of poor health outcomes including, but not limited to, low birth weight, pre-term birth, and perinatal death.

#### Preconception

There is evidence that smoking has a negative impact on female fertility making it harder for women who smoke to conceive than women who are non-smokers, taking longer and with an increased risk of ectopic pregnancy.<sup>6, 7</sup> Even comparatively low levels of smoking can have an impact on female fertility.<sup>8, 9</sup> One study has shown a 50% reduction in success with implantation rates among smokers compared to those women who had never smoked.<sup>10</sup> Smoking also effects male fertility causing a lower sperm count and a higher proportion of malformed sperm.<sup>11</sup> Traces of nicotine can be found in the semen of smokers which reduces motility of sperm and capacity to fertilise.<sup>12</sup> There is a correlation between the number of cigarettes smoked and the damage to sperm; researchers have found that there is no “safe” level of smoking, and any smoking is associated with reduced male fertility.<sup>13</sup>

#### Health risks associated with smoking during pregnancy

There is evidence of many significant risks from smoking during pregnancy both to the pregnant woman and to her unborn fetus. These include an increased incidence of miscarriage, ectopic pregnancy, premature rupture of membrane, placenta praevia, abruption placenta, pre-term delivery, pre-eclampsia, low birth weight, respiratory distress, perinatal mortality and Sudden Infant Death Syndrome.<sup>14</sup>

Smoking during pregnancy damages fetal airways and damages lung development.<sup>15</sup> It also increases the risk of respiratory problems after birth and increases the risk of childhood asthma.<sup>16</sup> Smoking is a major risk factor for low birth weight and babies who are small for their gestational age. Babies born to women who smoke throughout their pregnancy are on average 162-226 grams lighter than babies

born to non-smoking mothers.<sup>17, 18</sup> Approximately 30% of growth-restricted neonates may be the result of maternal smoking.<sup>19</sup> Maternal smoking is associated with slower growth of the fetus' head and smaller head circumference at birth.<sup>20</sup> There is also an increased risk of learning difficulties in babies born to mothers who smoked during pregnancy.<sup>21</sup>

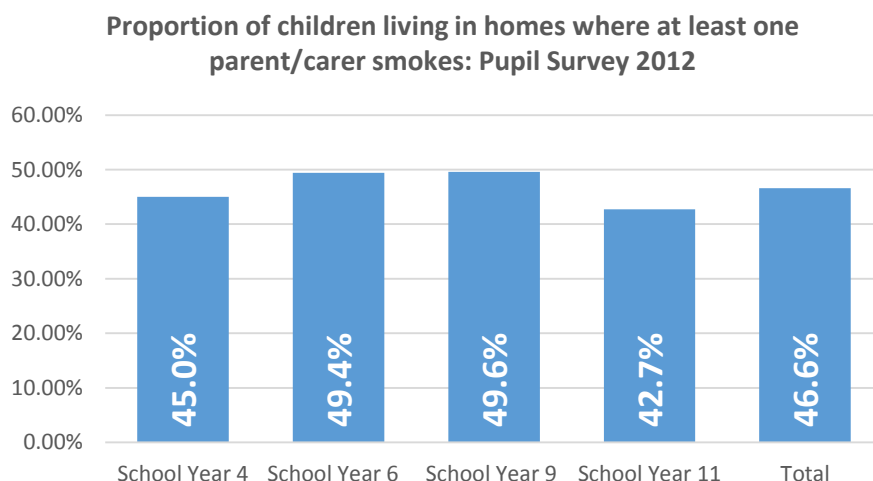
**Perinatal mortality and Sudden Infant Death Syndrome (SIDS)**

Smoking in pregnancy is the main modifiable risk factor for stillbirth. A systematic review of evidence in 2015 found a clear link between the number of cigarettes smoked, and increased risk of still birth, and meta-analysis of the data identified smoking as having a 47% increase in the odds of stillbirth.<sup>22</sup> Smoking has been linked with an increased risk of Sudden Infant Death Syndrome (SIDS). Since the introduction of smoke free legislation was introduced in 2007, there has been a drop in the number of stillbirths of almost 8% in England, and a fall by the same percentage of the number of babies dying shortly after birth. The risk of having a baby who dies from SIDS trebles in mothers who smoke during and after pregnancy,<sup>23</sup> and this risk increases with the number of cigarettes smoked.<sup>24</sup> One way to help reduce the risk of cot death is to maintain a smoke-free home and vehicle at all times.<sup>25</sup>

**Second Hand Smoke (SHS)**

Inhaling smoke second-hand from someone else's burnt tobacco, known as passive smoking, can increase a non-smoker's risk of developing lung cancer and cancers of the larynx and pharynx. Second hand smoke (SHS) is particularly dangerous for children with smaller lungs and higher respiratory rates, putting them at increased risk of respiratory infections, asthma, bacterial meningitis as well as SIDS as mentioned above.<sup>26</sup>

Figure 1:



For children, the majority of exposure to SHS happens in the home, and over one in five children in the UK live in a household where at least one person smokes.<sup>27</sup> This may be considerably higher in Southampton; a pupil survey conducted in Southampton in 2012 found that 46.6% of young people lived in a home with at least one parent/carer smoking (see figure1).

There is no safe level of exposure to tobacco smoke for children, and even low levels of exposure have been shown to have a detrimental effect.<sup>28</sup> Children exposed to passive smoking before birth have an increased incidence of respiratory illness in childhood.<sup>29</sup> Evidence also suggests that exposure before birth is associated with psychological problems in childhood. For babies and children who live in households where adults smoke there is a greater incidence of serious respiratory infections such as bronchitis and pneumonia, asthma and problems of the ear, nose and throat.<sup>30</sup>

Smoking in cars is particularly hazardous as levels of SHS have been found to be dangerously high due to the enclosed space, even when the vehicle is well ventilated. Under the Children and Families Act 2014, legislation has been introduced from October 1st 2015 requiring all private vehicles to be smoke free where they are enclosed, contain more than one person and a person under the age of 18 is present in the vehicle. Failure to comply now incurs a £50 fixed penalty notice. The Smoke-free (Private Vehicles) Regulations 2015 make it an offence to smoke in a private vehicle with someone under the age of 18 present; and for a driver not to stop someone smoking. Electronic cigarettes and all forms nicotine vaporisers are not included within the definition of smoking under this regulation.

An overall reduction in SHS exposure in children has been reported since the introduction of the smoke free legislation, and an increasing proportion of parents are now making their homes smoke free. However, there have been only modest reductions in exposure for children living in smoking households.<sup>31</sup> Work to promote smoke free homes continues to be a priority for the city.

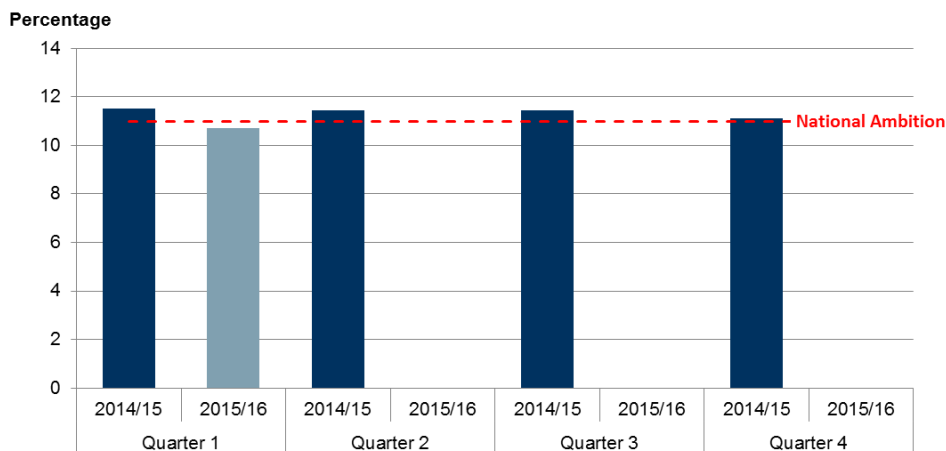
### **Incidence of smoking in pregnancy**

Data on mothers smoking at the time of delivery (SATOD) is self-reported and all CCGs report quarterly SATOD to the Health and Social Care Information Centre (HSCIC). Data for 2014/15 showed 11.4% of mothers in England were recorded as smokers at the time of delivery, compared to 12% in 2013/14 but there is wide regional variation.<sup>32</sup> This improving trend has continued in the first quarter of 2015/16, falling to 10.7%, which is the first time the figure has fallen below the national ambition of 11% (figure 2).<sup>33</sup>

Overall, 14.7% of mothers reported SATOD in Southampton for 2014/15. There is a slow but steady improvement in the city's SATOD, but much more work needs to be done to attain the national ambition of 11% (see figure 3). There are recognised national concerns about the reliability of how data is recorded and reported, so SATOD should be interpreted with caution.<sup>34</sup>

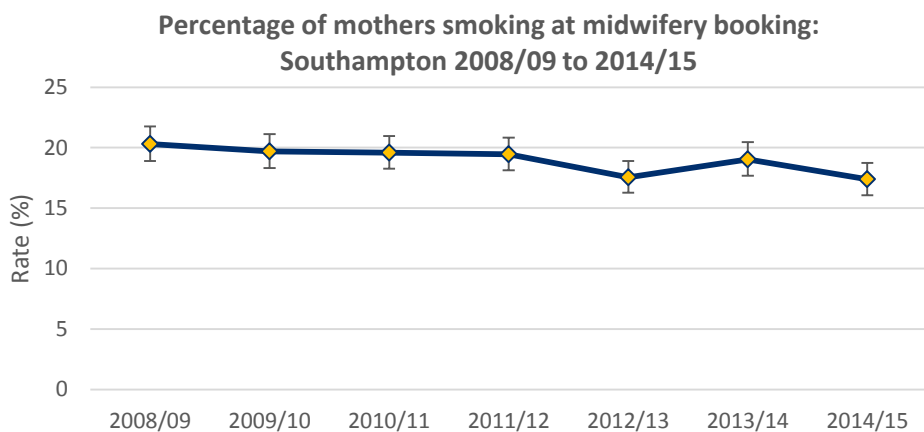
While the number of women recorded as smoking at the time of the first booking is falling, in line with a decline in national prevalence, rates of SATOD in the city are among the highest in the region (see figure 4).

Figure 2: Prevalence of women who report being a smoker at birth: England 2014/15 to 2015/16



Source: Health and Social Care Information Centre, Lifestyles Statistics. Copyright © 2015. Health and Social Care Information Centre, Lifestyles Statistics. All rights reserved.

Figure 3:



Sources: UHS Midwifery database: Southampton CCG

Figure 4: Regional comparison of SATOD data: 2014/15

Area	Value	Lower CI	Upper CI
England	11.4*	11.3	11.5
South East region	10.3*	10.1	10.4
Medway	17.9	16.7	19.2
Portsmouth	14.7	13.4	16.1
Southampton	14.7	13.5	15.9
Isle of Wight	14.5	12.7	16.5
East Sussex	13.7*	12.8	14.7
Kent	12.6	12.1	13.1
Milton Keynes	10.6	9.6	11.7
Hampshire	10.3	9.8	10.8
West Sussex	9.6	8.9	10.2
West Berkshire	9.2	8.0	10.6
Slough	8.7	7.6	9.9
Oxfordshire	8.6	7.9	9.2
Buckinghamshire	8.1	7.4	8.9
Reading	7.4	6.4	8.5
Windsor and Maidenhead	6.9	5.8	8.3
Bracknell Forest	6.7	5.5	8.1
Surrey	6.5	6.0	6.9
Brighton and Hove	6.4	5.6	7.4
Wokingham	6.3	5.2	7.6

Source: Calculated by KIT East from the Health and Social Care Information Centre's return on Smoking Status At Time of delivery (SSATOD)

As well as being more likely to smoke in the first place, younger mothers are less likely to quit before or during pregnancy. In 2010, 38% of mothers in England aged under 20 quit, compared with 58% of mothers aged 35 or above, making them almost six times as likely as those aged 35 or over to have smoked throughout pregnancy (35% and 6% respectively).<sup>35</sup>

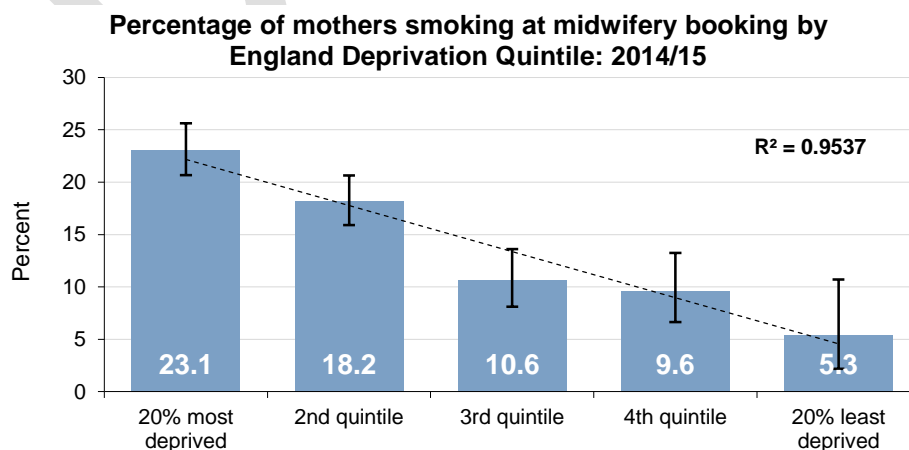
Between 2008 and 2014, the proportion of mothers who smoked before or during pregnancy fell, but 30% of mothers under 20 were still smoking at the time of delivery, compared to 17.1% for all mothers for 2013-14. Trends are moving in the right direction, but there is still a considerable way to go to bring smoking rates in the city down to the national average or below, to limit the harmful effects of smoking on future generations in Southampton, particularly with young women. Targeted work to reduce smoking in this age group is described further on in this chapter.

### Health inequalities

The poorer you are and the more disadvantaged, the more likely you are to smoke and consequently suffer smoking-related disease and premature death. The poorer a woman is, the more likely she is to continue to smoke during her pregnancy, exposing herself and her unborn baby to risks identified above. There is a significant difference in smoking rates according to occupation, and data from the 2012 Opinions and Lifestyles survey found 33% of adults in routine and manual occupations smoked compared to 14% of those in managerial and professional occupations.<sup>36</sup>

Latest national data shows 28% of adults in routine and manual occupations smoke, but in Southampton this figure is higher at 32.3%, with an overall smoking prevalence in the city of 21.5% compared to the national figure of 18%.<sup>37</sup> Pregnant women are more likely to smoke if they are young, less educated, single, living in rented accommodation, or have a partner who smokes.<sup>38</sup> Mothers aged 20 or under are also five times more likely to smoke throughout their pregnancy (45%) than those aged 35 and over (9%).<sup>39</sup> Mothers in routine and manual occupations are more than four times as likely to smoke throughout pregnancy compared to those in managerial and professional occupations (29% and 7% respectively).<sup>40</sup>

Figure 5:



Sources: UHS Midwifery database: Southampton CCG

Figure 5 demonstrates the wide disparity across the city with significantly higher rates of smoking at midwifery booking in the most deprived areas of the city compared to the least deprived. Therefore, focused work is still needed to reduce the burden of smoking in these key areas.

### **The financial burden of smoking**

Rates of smoking are highest in the poorest communities, and every penny spent on tobacco literally goes up in smoke, increasing pressure on family budgets. Children whose parents smoke are four times more likely to grow up to be smokers themselves, creating an inter-generational cycle of smoking, deprivation and increased child poverty. Tobacco has a disproportionate effect on living standards of Britain's poorest households, for whom expenditure on tobacco is a large proportion of disposable income. A low-income family earning £21,000 a year, where both parents smoke 20 cigarettes a day, will spend almost one quarter of their total income on tobacco, and even if illicit tobacco is purchased, this will still take 15% of the total family income.<sup>41</sup>

### **Financial cost to the National Health Service (NHS)**

Smoking poses a considerable burden on health economies, and estimates of the cost to the NHS to treat mothers and their babies (0-12 months) with problems caused by smoking during pregnancy are between £20 million and £87.5 million each year.<sup>42</sup> Costs associated with complicated deliveries are estimated to be 66% higher for a woman who smokes than for a woman who does not smoke. Smoking in pregnancy also has a longer-term impact on health, with longer term cost implications to society.<sup>43</sup>

### **Electronic cigarette use in pregnancy**

There has been a significant increase in recent years in the number of people using Electronic Nicotine Delivery Devices (ENDS) – more commonly known as e-cigarettes. These are now cited as the number one quitting aid used by smokers.<sup>44</sup> However, a lack of evidence on their safety and current lack of regulation has led to considerable controversy over their use, and a confusion among the general public about the relative risks of nicotine, e-cigarettes and smoked tobacco. In September 2015 PHE published an expert independent evidence review which concluded that e-cigarettes are significantly less harmful to health than tobacco and have the potential to help smokers quit smoking.<sup>45</sup> This has been followed in the BMJ and other journals by considerable debate which to date remains ongoing.<sup>46</sup> Regardless of this, none of the current guidance has been updated with regard to the use of ENDS in pregnancy, so it continues at present to be the case that pregnant women who want to stop smoking should be advised to use licensed nicotine replacement therapy to help them quit, and not advised to use ENDS.



## 4.2 What can be done?

The Government included an ambition in the 2011 Tobacco Control Plan for England to achieve a reduction in adult smoking prevalence to 18.5% or less by the end of 2015, and to reduce smoking throughout pregnancy to 11% or less.<sup>47</sup> The first target has been achieved with current prevalence recorded as 18% in 2014,<sup>48</sup> and the target for smoking in pregnancy has almost been met, with current rates at 11.4% as reported by PHE (14.7% locally).<sup>49</sup> In 2011, the Chief Medical Officer made a challenge to key stakeholders to identify ways to help reduce smoking in pregnancy rates, and the “Smoking in Pregnancy Challenge Group” was established to make key evidence-based recommendations to reduce smoking in pregnancy. Their first report identified key recommendations to be implemented across the country, complementing guidance from NICE regarding interventions to support women wishing to stop smoking.<sup>50, 51</sup> The Challenge Group has published a further report highlighting the regional disparities apparent across the country and the need to tackle the significant health inequalities.<sup>52</sup>

### What is being done in Southampton?

Southampton Public Health commissions a range of services in line with national guidance to help people to stop smoking, to discourage young people from starting to smoke, and to limit the supply of illegal and under-age sales of tobacco. In addition to this, reducing smoking in pregnancy has been identified as a key priority in the city’s Tobacco Control Plan, in particular among young women. Through the commissioning process in partnership with key stakeholders, focussed work to implement the key recommendations from the Smoking in Pregnancy Challenge Group has largely been achieved. This is ongoing and requires continuing resource in order that reducing smoking in pregnancy remains a key priority. The key work achieved to date is outlined below.

#### *Antenatal carbon monoxide screening*

Routine carbon monoxide (CO) screening in pregnancy was introduced locally during 2014-15. This has been recognised as one of the key ways to identify smokers as it provides a ‘teachable moment’ that might otherwise be missed, thereby prompting midwives to start a conversation about smoking. It generates more accurate data by replacing the inaccuracy of self-reported records. It can also identify exposure to environmental pollution and gas leaks. All women in the city are now offered a routine CO screen as part of their antenatal care at their first booking appointment with the midwife. Further work is needed now to extend this work to all health professionals working with pregnant women, in particular with health visitors to support women after the birth to promote smoke free homes. This has been achieved through:

- Working with commissioners of maternity services to develop and implement a robust smoking cessation pathway for pregnant women and families with 0-5 year olds.
- Mandatory training for all midwives about giving Very Brief Advice on quitting smoking, and the use of CO monitors.
- Provision of CO monitors for every midwife in the city.

- Introduction of Nicotine Replacement Therapy prescribing at UHS and PAH, available through the hospital formulary.
- Development of an electronic referral system to enhance the process of referrals to the Stop Smoking Service.

*Developing local insight into smoking in pregnancy*

In 2014-15, two focus groups were commissioned to gain insight into current knowledge, attitudes and perceptions of smoking in pregnancy. Women living in two of the most deprived areas of Southampton were asked about their knowledge, attitudes and beliefs about smoking during pregnancy, and experience of accessing services, to identify key themes and explore views on tested strategies to help women to quit. Although response numbers were low and it was difficult to recruit to the interviews, findings revealed a number of insights which have proved useful in planning future services tailored to the needs of pregnant women. Key findings included:

- Participants generally had very low knowledge of the effects of smoking in pregnancy, in most cases not extending beyond the risks of developing asthma.
- Women had received information about smoking in pregnancy from doctors, midwives and health visitors, but this information was sometimes treated with mistrust or over shadowed by the experience of friends and relatives who had smoked during pregnancy and had a child without problems.
- Some women had a poor experience of either being referred or using local quit smoking services.
- The experience of morning sickness seemed to offer a window of opportunity for some women where they would have found it easier to quit.
- Women who had an unplanned pregnancy described the first trimester of their pregnancy as a stressful time and that they were emotionally unable to consider quitting at this time.
- Public 'drop-in' sessions for pregnant smokers were generally viewed as inaccessible by the women who felt too embarrassed to be seen as smoking by the public.

Whilst the small number of participants should not be considered as representative of the Southampton population in general, it does offer some insight into the thought process of women who smoke during pregnancy, and the findings have been used to inform future commissioning plans to help to tailor services more effectively to support pregnant women to quit smoking.

*Reducing smoking in young mothers*

In order to reduce smoking in young mothers, a joint project has been developed between Southampton City Council and the Family Nurse Partnership which aims to reduce rates of smoking in pregnancy in young parents in the city, targeting parents aged under 20. This will involve using CO screening and intensive support to help the mother to quit and stay smoke free for the duration of

her pregnancy. A dedicated stop smoking group for young pregnant women will be trialled as part of this to determine need and uptake.

*Promotion of smoke free environments*

In order to raise awareness with families of the dangers associated with second hand smoke, work has been undertaken with staff in Southampton Children’s Centres to provide training and a named champion in each cluster to lead on smoke free homes initiatives. A range of activities have been delivered to promote smoke free environments including:

- Joint commissioning of a bespoke Smoke free homes training package delivered to Health Visitors and Children’s Centre staff to cascade to colleagues.
- A mandatory training requirement for all Children’s Centre staff to complete on-line training about smoke free homes.
- Provision of “Chemical Soup” resource packs to each Children Centre cluster, with delivery of regular sessions to families about the risks of smoking and second hand smoke.
- Promotion of national campaigns in all Children Centres.

Through the introduction of a smoke free play parks initiative in the city, in line with many other Local Authorities, smoke free environments are now promoted. A competition was held in the spring term of 2014 with local primary schools to design a sign, and the winning entry was used to create signage which is now in place across all enclosed play areas in the city, asking people not to smoke. This signage was subsequently extended to Children Centres where buildings are owned by the local authority, and has now been offered to schools.



### 4.3 Recommendations:

In line with national guidance including the recommendations of the latest report from the Smoking in Pregnancy Challenge Group published in October 2015, the key recommendations for action from the Director of Public Health are:

1. Commissioners and maternity services should support the extension of CO screening across the whole antenatal pathway including health visitors, and all agencies working with young families, to ensure this is systematically and sustainably implemented across the system in a joined up approach by end of 2016.
2. Commissioners and maternity services should review the outcomes of the FNP work to consider longer term investment to reduce smoking in young pregnant women, with particular focus on areas of deprivation.
3. Local agencies should work together to support the delivery of a Smoke Free Homes campaign by Children's Centres/FNPs and Health visitors during 2016.

### 4.4 References

1. National Institute for Health and Care Excellence (2012) *Commissioning services for quitting smoking in pregnancy and following childbirth*. <http://tinyurl.com/q6gzink>
2. Health and Social Care Information Centre (2012) *Infant Feeding Survey*. [Online] Available from: <http://www.hscic.gov.uk/catalogue/PUB08694>
3. Public Health England *Tobacco Control Profiles*. [Online] Available from: <http://www.tobacoprofiles.info>
4. World Health Organisation (2015) *Tobacco Fact sheet no.339*. [Online] Available from: <http://www.who.int/mediacentre/factsheets/fs339/en/>
5. HM Government (2010) *Health Lives, Healthy People: Our strategy for public health in England*. [Online] Available from: <https://www.gov.uk/government/publications/healthy-lives-healthy-people-our-strategy-for-public-health-in-england>
6. Shiverick KT. (2011) *Chapter 24 – Cigarette smoking and reproductive and developmental toxicity*. In: Gupta RC, editor. *Reproductive and Developmental Toxicology* Burlington, MA: Elsevier; 2011. ISBN: 978-0-12- 382032-7
7. Einarson A, Riordan S. (2009) Smoking in pregnancy and lactation: a review of risks and cessation strategies. *Eur J Clin Pharmacol*. 2009 Apr;65(4):325-30. doi: 10.1007/s00228-008-0609-0.
8. Lintsen A et al (2005) Effects of subfertility cause, smoking and body weight on the success rates of IVF. *HumReprod*. 2005 Jul;20(7):1867-75.
9. Neal M et al (2005) Sidestream smoking is equally as damaging as mainstream smoking on IVF outcomes. *HumReprod*. 2005 Sep;20(9):2531-5.

10. Meeker JD, Benedict MD (2013) Infertility, pregnancy loss and adverse birth outcomes in relation to maternal second hand tobacco smoke exposure. *Curr Womens Health Rev.* 2013 Feb;9(1):41-49.
11. Schilling K et al (2012) Prevalence of behaviour-related fertility disorders in a clinical sample: results of a pilot study. *Arch Gynecol Obstet.* 2012 Nov;286(5):1307-14. doi: 10.1007/s00404-012-2436-x.
12. Sofikitis N et al (2000) Effects of nicotine on sperm motility, membrane function and fertilizing capacity in vitro. *UrolRes.* 2000 Dec;28(6):370-5.
13. Ramlau-Hansen CH et al (2007) Is smoking a risk factor for decreased semen quality? A cross-sectional analysis. *Hum Reprod.* 2007 Jan;22(1):188-96
14. NICE (2010) *Smoking: stopping in pregnancy and after childbirth.* NICE guidelines [PH26]. [Online] Available from: <https://www.nice.org.uk/guidance/ph26>
15. Royal College of Physicians (2010) *Passive smoking and children: A report by the Tobacco Advisory Group of the Royal College of Physicians.* [Online] Available from: <https://www.rcplondon.ac.uk/sites/default/files/documents/passive-smoking-and-children.pdf>
16. Royal College of Physicians (2010) *Passive smoking and children: A report by the Tobacco Advisory Group of the Royal College of Physicians.* [Online] Available from: <https://www.rcplondon.ac.uk/sites/default/files/documents/passive-smoking-and-children.pdf>
17. Juárez SP, Merlo J (2013) Revisiting the effect of maternal smoking during pregnancy on offspring birthweight: a quasi-experimental sibling analysis in Sweden. *PLoS One.* 2013 Apr 17;8(4):e61734. doi: 10.1371/journal.pone.0061734.
18. Samper MP et al (2012) Maternal active smoking and newborn body composition. *Early Hum Dev.* 2012
19. Varvarigou AA, Sotirios F, Nicholas BG (2010) Effect of prenatal tobacco smoke exposure on fetal growth potential. *J Perinat Med.* 2010 Nov;38(6):683-7. doi: 10.1515/JPM.2010.101
20. Roza SJ et al (2007) Effects of maternal smoking in pregnancy on prenatal brain development. The Generation R Study. *Eur J Neurosci.* 2007 Feb;25(3):611-7
21. Anderko L, Braun J, Auinger P (2010) Contribution of tobacco smoke exposure to learning disabilities. *J Obstet Gynecol Neonatal Nurs.* 2010 Jan-Feb;39(1):111-7. doi: 10.1111/j.1552-6909.2009.01093.x.
22. Marufu T, Ahankari A, Coleman T and Lewis S (2015) *Maternal smoking and the risk of still birth: systematic review and meta-analysis.* [Online] Available from: <http://www.biomedcentral.com/1471-2458/15/239>
23. McDonnell-Naughton M et al (2012) Maternal smoking and alcohol consumption during pregnancy as risk factors for sudden infant death. *Ir Med J.* 2012 Apr;105(4):105-8.
24. Liebrechts-Akkerman G et al (2011) Postnatal parental smoking: an important risk factor for SIDS. *Eur J Pediatr.* 2011 Oct;170(10):1281-91. doi: 10.1007/s00431-011-1433-6.
25. Behm I et al (2012) Increasing prevalence of smoke-free homes and decreasing rates of sudden infant death syndrome in the United States: an ecological association study. *Tob Control.* 2012 Jan;21(1):6-11. doi:10.1136/tc.2010.041376.

26. Cancer Research UK (2015) *Passive smoking*. [Online] Available from: <http://www.cancerresearchuk.org/about-cancer/causes-of-cancer/smoking-and-cancer/passive-smoking>
27. Royal College of Physicians (2010) *Passive smoking and children. A report of the Tobacco Advisory Group of the Royal College of Physicians*. London, RCP, 2010.
28. BMA Board of Science and Education (2007) *Breaking the cycle of children's exposure to tobacco smoke*. London, British Medical Association, 2007
29. Burke H et al (2012) Prenatal and passive smoke exposure and incidence of asthma and wheeze: systematic review and meta-analysis. *Pediatrics*. 2012 Apr;129(4):735-44. doi: 10.1542/peds.2011-2196
30. Royal College of Physicians. (2010). *Passive smoking and children. A report of the Tobacco Advisory Group of the Royal College of Physicians*. London, RCP, 2010.
31. Jarvis MJ, Goddard E, Higgins V et al. (2000) Children's exposure to passive smoking in England since the 1980s: cotinine evidence from population surveys. *BMJ* 321: 343–5
32. Health and Social Care Information Centre (2015) *Statistics on Women's Smoking Status at Time of Delivery, England Quarter 4 2014-15*. [Online] Available from: <http://www.hscic.gov.uk/article/2021/Website-Search?productid=18077&q=SATOD&sort=Relevance&size=10&page=1&area=both#top>
33. Health and Social Care Information Centre (2015) *Statistics on Women's Smoking Status at Time of Delivery, England Quarter 1 2015-16*. [Online] Available from: <http://www.hscic.gov.uk/catalogue/PUB18390/stat-wome-smok-time-deli-eng-q1-15-16-rep.pdf>
34. Tong VT, Dietz PM, England LJ (2010) Reliance on self-reporting underestimates pregnancy smoking rates in Scotland, with more than 2400 pregnant smokers estimated to be missed each year. *Evid Based Med*. 2010 Jun;15(3):94-5. doi: 10.1136/ebm1053.
35. Health and Social Care Information Centre (2012) *Infant Feeding Survey – UK 2010*. [Online] Available from: <http://www.hscic.gov.uk/catalogue/PUB08694>
36. ONS (2012) *Opinions and Lifestyle Survey, Smoking Habits Amongst Adults*. [Online] Available from: <http://www.ons.gov.uk/ons/rel/ghs/opinions-and-lifestyle-survey/smoking-habits-amongst-adults--2012/rpt-opinions-and-lifestyle-survey---smoking-habits-amongst-adults--2012.html>
37. Public Health England *Tobacco Control Profiles*. [Online] Available from: <http://www.tobaccoprofiles.info>
38. NICE (2010) *Smoking: stopping in pregnancy and after childbirth*. NICE guidelines [PH26]. [Online] Available from: <https://www.nice.org.uk/guidance/ph26>
39. British Market Research Bureau (2007) *Infant feeding survey 2005. A survey conducted on behalf of the Information Centre for Health and Social Care and the UK Health Departments*. Southport: The Information Centre

40. British Market Research Bureau (2007) *Infant feeding survey 2005. A survey conducted on behalf of the Information Centre for Health and Social Care and the UK Health Departments*. Southport: The Information Centre
41. All-Party Parliamentary Inquiry into Hunger in the UK (2014) *Feeding Britain: A strategy for zero hunger in England, Wales, Scotland and Northern Ireland*. [Online] Available from: <https://foodpovertyinquiry.files.wordpress.com/2014/12/food-poverty-feeding-britain-final.pdf>
42. Godfrey et al (2010) *Estimating the Costs to the NHS of Smoking in Pregnancy for Pregnant Women and Infants*. Department of Health Sciences, University of York.
43. NICE (2010) *Smoking: stopping in pregnancy and after childbirth*. NICE guidelines [PH26]. [Online] Available from: <https://www.nice.org.uk/guidance/ph26>
44. Smoking in England (2015) *Smoking Toolkit Study*. [Online] Available from: [www.smokinginengland.info](http://www.smokinginengland.info)
45. Public Health England (2015) *E-cigarettes: an evidence update*. [Online] Available from: <https://www.gov.uk/government/publications/e-cigarettes-an-evidence-update>
46. McKee, M, Capewell, S (2015) Evidence about electronic cigarettes: a foundation built on rock or sand? *BMJ* 2015;351:h4863
47. Department of Health (2011) *The tobacco control plan for England*. [Online] Available from: <https://www.gov.uk/government/publications/the-tobacco-control-plan-for-england>
48. ONS (2015) *Integrated Household Survey*. [Online] Available from: <http://www.ons.gov.uk/ons/rel/integrated-household-survey/integrated-household-survey/index.html>
49. Public Health England *Tobacco Control Profiles*. [Online] Available from: <http://www.tobaccoprofiles.info>
50. ASH (2013) *Smoking Cessation in Pregnancy: A call to action*. [Online] Available from: [http://www.ash.org.uk/files/documents/ASH\\_893.pdf](http://www.ash.org.uk/files/documents/ASH_893.pdf)
51. NICE (2010) *Smoking: stopping in pregnancy and after childbirth*. NICE guidelines [PH26]. [Online] Available from: <https://www.nice.org.uk/guidance/ph26>
52. ASH (2015) *Smoking Cessation in Pregnancy: A review of the challenge*. [Online] Available from: <http://www.ash.org.uk/pregnancy2015>

## 5. Substance misuse in pregnancy

### 5.1 Why is this issue important?

Experimentation with drugs and drink usually starts in teenage years and may continue through the period when men and women are at their most fertile. Alcohol use in pregnancy can be as harmful as exposure to certain drugs, and may cause a range of problems with the unborn child, including fetal death, or it can result in longer term harm to the emotional and intellectual development of the child. Nationally, about a third of adults have misused substances at some point during their lifetime, and there are between 250,000 and 350,000 children of problem drug users.<sup>1</sup>

About a quarter of those presenting to substance misuse agencies are women of child-bearing age, so a significant number of women misusing substances are likely to get pregnant. The development of a fetus is affected by a number of important factors, such as its genes, mother's general health, nutrition during pregnancy, exposure to infection, trauma, toxins and drugs.

Over 800 prescribable drugs should be avoided or used with caution during pregnancy. This is a recommendation made by the British National Formulary because drugs can damage the fetus at any time during pregnancy.<sup>2</sup> The use of illicit drugs, both during the preconception and pregnancy periods, has negative effects on the developing brain of the unborn child and results in adverse health consequences for them after birth. There are harmful long term effects on infant growth, behaviour, attention, cognition, language, achievement and delinquent behaviour,<sup>3, 4</sup> which can extend into adolescence.

Children born to mothers who drink alcohol during pregnancy are at risk of a number of birth defects. Alcohol exposure can cause a range of different problems including growth restriction, abnormal facial features and central nervous system damage. Different people are affected in different ways, therefore a range of clinical syndromes have been described called fetal alcohol spectrum disorders (FASD). These disorders include fetal alcohol syndrome (FAS) in which people have all of the defects mentioned above, but also other syndromes in which there may be more subtle central nervous system damage or structural problems.

Damage to the central nervous system can cause difficulties with learning, concentration, decision making, planning and memory.<sup>5</sup> Because of this, people born with FASD may go on to develop secondary problems including education difficulties, mental health problems and substance abuse.

It is not clear if there is a safe level of alcohol to drink during pregnancy. Not all women who drink alcohol during pregnancy are at risk of having a child with FASD. The risk is higher in women who 'binge' drink large quantities of alcohol frequently, particularly if they have a smaller body mass index. The numbers of children with FASD are particularly high in rural parts of South Africa and Australia where binge drinking is more common. The current advice from the Chief Medical Officer in England is that women should abstain from drinking alcohol when pregnant or trying to conceive, with no level of alcohol consumption considered safe during pregnancy.



### Fetal Alcohol Spectrum Disorders (FASD)

One of the problems with getting an accurate estimate for the number of people with FASD locally is that diagnosis can be difficult. The behavioural and psychological problems may not become apparent until children are older. It may also not be clear how much damage alcohol has caused compared to other developmental problems. There is no cure for FASD and the effects are lifelong. Several treatments have been trialled. Some of the psychological or behavioural therapies have been shown to be helpful. A diagnosis of FASD is important because it may enable people to get access to the support that they need. It may also help families and wider support structures to understand why people might behave in a particular way.

In Italian women with FASD the degree of maternal binge drinking during pregnancy correlates significantly with the degree of child dysmorphology (facial abnormalities) as well as the degree of negative cognitive or behavioural outcomes. Women drinking during the first trimester were twelve times as likely to have children with FASD, if the drinking continued during all three trimesters the risks were increased by 65 times.<sup>6,7</sup>

There is no data on FASD collected in England, so it is impossible to say how many people are affected locally. If the global estimates are right, in Southampton between 1-7 children are born with FAS (the most severe syndrome) each year and around 33 children each year are born with FASD. Although no studies have been carried out in England, several studies internationally have shown that FASD is more common in looked after children.

FASD prevention involves reducing the risk of alcohol exposed pregnancies in general by educating women about risky alcohol consumption and effective contraception, screening for alcohol use during antenatal visits, and offering targeted interventions for people most at risk. This can be challenging; women may not want to mention drinking during pregnancy for fear of being stigmatised.

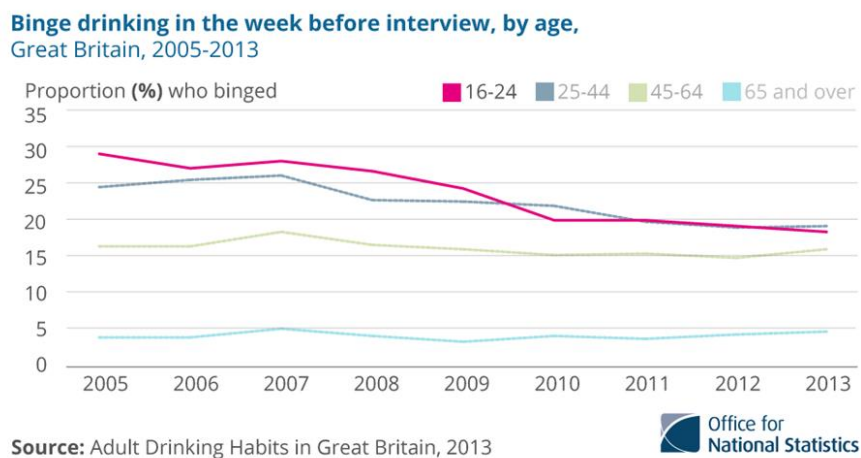
Figure 1: Maternal risk factors for FASD

Host	Agent Exposure	Environment
<ul style="list-style-type: none"> <li>• Mother's age <math>\geq</math> 25</li> <li>• Gravidity <math>\geq</math> 3</li> <li>• Parity <math>\geq</math> 3</li> <li>• Higher rates of stillbirth and miscarriage</li> <li>• Infrequent practice of religion/spirituality</li> <li>• Low maternal education</li> <li>• Smokes cigarettes</li> <li>• Depression/psychological distress</li> <li>• Short stature</li> <li>• Low weight</li> <li>• Low BMI</li> <li>• Nutritional deficiency</li> <li>• Particular alcohol dehydrogenase polymorphisms</li> </ul>	<ul style="list-style-type: none"> <li>• High BAC from large quantities of EtOH</li> <li>• Binge drinking (3+ per occasion)</li> <li>• Length of drinking career</li> <li>• Frequent smoker (lower birth weight)</li> <li>• Beer is beverage of choice of a majority of FASD mothers in most populations</li> <li>• Drinking outside of meals</li> <li>• Polysubstance abuse in urban studies</li> <li>• Change in gastric ADH activity</li> <li>• Change in nutritional status during pregnancy</li> </ul>	<ul style="list-style-type: none"> <li>• Low SES</li> <li>• Not married, but living with partner</li> <li>• Culture accepting of heavy drinking</li> <li>• Family of origin of heavy drinkers</li> <li>• Partner is a heavy &amp; frequent drinker</li> <li>• Alcohol-centered recreation popular</li> <li>• Social isolation from mainstream economy &amp; society</li> <li>• Little or no knowledge or awareness of FASD</li> </ul>

A review of children referred to clinical genetics in the UK with suspected FASD highlights some of the complexities of diagnosis. The mean age of referral was 5.5 years, and over 73% were under a care order or attended with adoptive parents.<sup>8</sup> Even where a maternal alcohol history can be obtained, biomarker studies suggest that women often underreport alcohol use during pregnancy.<sup>9</sup> Where alcohol exposure is confirmed, there may be multiple confounding factors that could impact on development including exposure to cigarette smoke, drug use and postnatal environmental factors.<sup>10</sup>

FASD is irreversible and there is no evidence based treatment for people with the condition. Management is supportive. Benefits associated with an accurate diagnosis of FASD include the opportunity to educate children and families about specific patterns of behaviour, potentially reducing some of the associated secondary disability e.g. substance misuse, unemployment and mental health problems.<sup>11</sup> The prevalence of FAS in children with an affected sibling is 771 in 1,000, therefore a diagnosis may result in diagnosis of other siblings. There may be the potential to offer treatment and support for the mother who may have an alcohol dependency syndrome, thereby potentially mitigating against the risk of further alcohol exposed pregnancies.<sup>12</sup>

Figure 2:



There is much ongoing debate about safe levels of alcohol consumption during pregnancy. Although there is limited evidence to suggest that low to moderate levels of alcohol consumption are harmful, there is insufficient evidence to rule out harm entirely.<sup>13</sup> The current recommendation from the Chief Medical Officer is that women who are pregnant or trying to conceive should avoid alcohol entirely. The National Institute for Health and Clinical Excellence (NICE) particularly emphasises that women should avoid alcohol during the first trimester due to the increased risk of miscarriage.<sup>17</sup>

National data suggests that around 9.37% of pregnant women continue to drink alcohol.<sup>18</sup> In the Screening for Pregnancy Endpoints (SCOPE) study, 33% of the 651 UK participants described at least one episode of binge drinking during pregnancy, the majority of which had occurred during the first trimester.<sup>19</sup> This is of concern as binge drinking has been shown to be a risk factor for developing

FASD. Several trials have been carried out looking at how to best identify and manage women who are drinking harmful levels of alcohol during pregnancy, as well as how to reduce the risk of alcohol exposed pregnancies (AEP) in women who are not currently pregnant but have risky alcohol consumption and unreliable contraception. These studies have had varying amounts of success.

### **Cannabis**

Cannabis is the most widely used illegal drug in England, used in the last year by 6.7% of 16-59 year olds according to the 2014/15 Crime Survey for England and Wales.<sup>14</sup> Using cannabis can affect the ability to drive, can damage lungs, increase the risk of developing mental health conditions, and can affect the fertility of both men and women.<sup>15</sup> Fetuses exposed to cannabis during pregnancy are more like to have low birth weight, which can result in serious lung problems and other medical issues later in life.

### **Cocaine and amphetamines**

Cocaine is a powerfully addictive stimulant drug that can dangerously raise heart rate and blood pressure. Powdered cocaine is the second most commonly used illicit drug in England, used in the last year by 2.3% of 16-59 year olds according to the 2014/15 Crime Survey for England and Wales.<sup>15</sup> Pregnant women who use cocaine may find it very hard to stop using it. Cocaine quickly crosses the placenta and can cause placental abruption (bleeding), which may be fatal. It can also cause premature rupture of the placental membrane, resulting in premature birth. Fetuses exposed to cocaine during pregnancy may be more likely to have low birth weight, show delay in cognitive development and have difficulty in concentrating as they grow older.<sup>16</sup> Permanent changes in brain chemistry and function have also been found.

### **Heroin and other opiates**

Heroin is a highly addictive drug processed from morphine. Babies exposed to heroin will almost always develop neonatal abstinence syndrome, where the baby becomes heroin-dependent along with the mother. This directly causes distress to the baby by making it irritable, cry constantly, have tremors, disturbed vision, disturbed sleep patterns and slow weight gain. It also has knock on effects to the mother, who may become anxious, stressed and depressed, finding it hard to form an emotional attachment the baby. Babies suffering from neonatal abstinence syndrome often spend a prolonged time in hospital, which is costly to the NHS. Fetuses exposed to heroin and other opiates may also be at risk of having low birth weight and being premature. The evidence to date shows that fetuses exposed to methadone, the treatment for opiate dependence, are not at any increased risk of health problems.<sup>1</sup>

Other health problems related to using drugs during pregnancy include:

- Pregnant women who use shared needles to inject drugs are at risk of developing HIV, hepatitis B and hepatitis C, and this can be passed onto their child during pregnancy, childbirth or whilst breastfeeding. The risk of transmission of these conditions can be reduced, but not eliminated, with appropriate clinical management.
- People who use drugs often have poor diets. Diets low in green vegetables, therefore potentially resulting in folate deficiency, can increase the risk of neural tube defects in the fetus.
- Women who use drugs are also at higher risk of physical abuse and violence, which may result in injury to the fetus and a considerable emotional impact on the state of the mother.
- Women who use drugs generally present late to antenatal services, so it may be more difficult to address problems encountered earlier in the pregnancy.

### What is the current status in Southampton?

All pregnant women who book for maternity care in Southampton are asked about current and previous substance misuse. Those who disclose a positive substance misuse history are given educational leaflets and are informed about the risks of continuing use on their baby. Except for cannabis users, all pregnant women with current or previous substance misuse are referred to a consultant obstetrician for care, and current users are referred to substance misuse services if they consent to do so. In Southampton, all methadone prescribing occurs through the substance misuse services and not by maternal services or general practitioners.

Understanding the scale of the substance misuse in pregnancy in Southampton is difficult due to the lack of available data. Between January and August 2015, the Southampton Drug and Alcohol Recovery Service (SDARS) reported treating four women for substance misuse in pregnancy. Between December 2014 and June 2015, the substance misuse service for young people, DASH, treated two women for substance use in pregnancy. While this may indicate that the number of women using substances while pregnant is low in Southampton, we envisage there is a discrepancy between the number of pregnant women presenting to substance misuse services and the number of pregnant women recorded on the substance misuse service's data collection system.

Data from maternity services suggests that there were 33 pregnant women who used substances while pregnant between May 2014 and April 2015: 19 used crack/cocaine, 12 used opiates, and two used amphetamines. Of these 33 women, 26 engaged with local substance misuse services (including those outside Southampton city). Those who did not engage with local substance misuse services also did not engage with maternity services until birth. It should be noted that the most commonly used drug during pregnancy in Southampton is cannabis. However, data on cannabis users is not reported because, in line with service guidelines, women using cannabis during pregnancy are not referred to substance misuse services.

All midwives in Southampton currently receive yearly mandatory training on substance misuse in pregnancy, including the referral pathways available and the possible adverse health outcomes. All student midwives also receive training in each of their three years of training.

## 5.2 What can be done?

There are a wide range of interventions that could minimise the harm caused by alcohol or drug abuse during the first 1,000 days of a child's life. Local intelligence suggests that a high proportion of mothers who have a high risk of substance misuse in pregnancy are not identified or managed in a proactive way. Better engagement could improve the outcomes of pregnancy, but how to achieve this requires a multifaceted approach. The interventions could include:

- Education on the risks of substance misuse in the pre-conception period for all potential parents (designed to achieve conception and pregnancy entirely free of harm from alcohol or drug misuse). A focus on alcohol free pregnancy and emphasis on avoiding binge drinking is especially important, given the unquantified risk of FAS, and should be part of sexual health promotion and targeted advice given at GUM services and by GPs.
- Active case finding and management at the antenatal booking and throughout pregnancy to reduce harm from substance misuse is needed. Ongoing concerns relate to under-reporting of substance use and abuse, and the prevalence of cannabis use during pregnancy.
- Proactive support and referral of women who use drugs to ensure earlier engagement with antenatal care, targeting interventions at parents who are most at risk.
- Ensure robust shared protocols agreed by specialist substance misuse services and antenatal services to manage substance misuse throughout pregnancy and minimise harm to the mother and child.
- Review policies and protocols to safeguard infants born to mothers and their partners struggling with addiction to avoid the most serious risk.
- Parenting support to target families where substance misuse presents increased risk to the infant and any future pregnancies.

## 5.3 Recommendations:

1. The data collection methods and referral pathway for maternity and substance misuse services should be reviewed to understand the scale of the problem posed by substance misuse in pregnancy and identify ways to improve outcomes.
2. The training of healthcare staff involved in the clinical management of women who misuse substances during pregnancy should be reviewed to ensure appropriate health knowledge is available for prevention and management.
3. Midwives should extend questions about alcohol use in pregnancy to a modified version of the AUDIT tool and be trained in brief advice or extended brief interventions.
4. Alcohol's harmful effects in pregnancy should be emphasised more in schools delivering sexual health education.

5. Women of reproductive age who are consuming risky levels of alcohol should be signposted to contraceptive services by drug and alcohol services.
6. Women using GUM services who are found to be consuming high levels of alcohol are warned about the risks of FASD and should be signposted to the appropriate drug and alcohol services.
7. The new guidance on alcohol should be widely promoted, emphasising the important change to advice during pregnancy.

#### 5.4 References:

1. Advisory Council on the Misuse of Drugs (2011) *Hidden Harm: Report on children of drug users*. [Online] Available from: <https://www.gov.uk/government/publications/amcd-inquiry-hidden-harm-report-on-children-of-drug-users>
2. NICE (2015) *BNF Prescribing in pregnancy*. [Online] Available from: <http://www.evidence.nhs.uk/formulary/bnf/current/guidance-on-prescribing/prescribing-in-pregnancy>
3. Viteri OA et al (2015) Fetal anomalies and long-term effects associated with substance abuse in pregnancy: a literature review. *American Journal of Perinatology*. 2015;32(5):405-16.
4. Irner TB (2012) Substance exposure in utero and developmental consequences: a systematic review. *Child Neuropsychology*. 2012;18(6):521-49.
5. Association, B. M. (2007) *Fetal alcohol spectrum disorders- a guide for healthcare professionals*.
6. May, P. (2001) Estimating the prevalence of fetal alcohol syndrome. A summary. *Alcohol Res Health*, 25(3):159-67.
7. May, P. (2008). Maternal risk factors for fetal alcohol syndrome and partial fetal alcohol syndrome in South Africa: a third study. *Alcohol Clin Exp Res*, 32(5):738-53.
8. Douzgom, S. (2012) Diagnosing fetal alcohol syndrome: new insights from newer genetic technologies. *Arch Dis Child*, 97(9):812-7
9. Lange, S. (2014) A comparison of the prevalence of prenatal alcohol exposure obtained via maternal self-reports versus meconium testing: a systematic literature review and meta-analysis. *BMC Pregnancy Childbirth*, 14:127.
10. Stratton, K. (1996) *Institute of Medicine: Fetal Alcohol Syndrome: Diagnosis, Epidemiology, Prevention and Treatment*. National Academy Press.
11. Mukherjee, R. (2006) Fetal alcohol spectrum disorder: an overview. *JRSM*, 99(6):298-302.
12. Astley, S. (2000) Fetal alcohol syndrome (FAS) primary prevention through FAS diagnosis: II. A comprehensive profile of 80 birth mothers of children with FAS. *Alcohol Alcohol*, 35(5):509-19.
13. Gray, R. (2006). *Review of the fetal effects of prenatal alcohol exposure*. National perinatal epidemiology unit.

14. NHS Choices (2014) *Cannabis: the facts* [online]. Available from: <http://www.nhs.uk/livewell/drugs/pages/cannabis-facts.aspx>
15. Home Office (2015) *Drug Misuse: Findings from the 2014/15 Crime Survey for England and Wales: second edition*. [online] Available from: [https://www.gov.uk/government/uploads/system/uploads/attachment\\_data/file/462885/drug-misuse-1415.pdf](https://www.gov.uk/government/uploads/system/uploads/attachment_data/file/462885/drug-misuse-1415.pdf)
16. Addis A et al (2001) Fetal effects of cocaine: an updated meta-analysis. *Reproductive Toxicology*. 2001;15(4):341-69.
17. NICE (2008) *NICE Guidelines CG62 (Antenatal Care)*. [Online] Available from: <http://www.nice.org.uk/guidance/cg62/chapter/1-recommendations>
18. ONS (2013) *Opinions and Lifestyle Survey, Adult Drinking Habits in Great Britain*. [Online] Available from: <http://www.ons.gov.uk/ons/publications/re-reference-tables.html?edition=tcm%3A77-388641>
19. O'Keeffe, L. (2015) Prevalence and predictors of alcohol use during pregnancy: findings from international multicentre cohort studies. *BMJ Open*, 5:E006323 DOI:10.1136/BMJOPEN-2014-006323.

DRAFT

## 6. Infections in the first 1,000 days

### 6.1 Why is this issue important?

#### Introduction

Infections impact on the first 1,000 days of life in very different ways. This chapter explores a number of the diseases that cause problems before, during and after delivery, shaping the outcome of the first 1,000 days. The topic is complex and cannot be comprehensively covered in a brief chapter, so a small number of examples are highlighted that have public health implications.

Some infections may be life threatening to both the mother and baby (for example puerperal sepsis) while other infections may affect them separately. There are many common problems like urine tract infection, or vaginal infection with thrush or an over-growth of bacteria that occur throughout the reproductive years and pregnancy. However, some infections take on a special significance during or shortly after pregnancy. These may initially impact on maternal health, but they can also affect the baby's outcome. Maternal deaths in the UK are now rare, but infection and serious sepsis (invasive and potentially overwhelming infection) can develop quickly and can be missed in the early stages. Healthcare professionals need to act quickly and remain vigilant to keep sepsis rates down. Among the maternal deaths that do occur, infection plays a part in 25%, so this remains a key challenge.

Infants and neonates are vulnerable to a wide range of infections, and maternal health, universal access to obstetric and perinatal care, and good infant nutrition in the womb and first few months of life all play a crucial part in reducing this risk. Breastfeeding protects against infections during and after lactation, as well as providing some protection against immunologic diseases, including allergies. This is why breast feeding is such an important part of the first 1,000 days. Gastro-enteritis remains the most common reported infectious disease in children and adults, and the gut protection from breast milk provides protection. More basic public health conditions and seasonal factors (such as circulating levels of influenza, or other respiratory viruses for example) also have a profound impact on shaping the first 1,000 days.

The immune system behaves differently during pregnancy. An increased risk of certain infections occurs at different stages of gestation. There may also be a tendency for infection to be more severe when it does occur. Previous theories about why this should occur are beginning to be challenged.<sup>1,2</sup> The placenta mounts an immune response of its own, and its response to viruses and pathogens may alter the pregnant woman's susceptibility to certain infectious diseases. There is a need to evaluate the interaction of each specific infection with the fetal/placental unit. This may help to prevent, or treat infections when they occur. The presence of maternal viral infections prenatally has also to be taken into account. Calls are being made to develop biomarkers for viral infections during pregnancy, to strengthen early detection and prevention of fetal damage and maternal mortality. Immune changes during pregnancy can impair pathogen clearance, resulting in increased severity of



disease. Other physiological changes in pregnancy (e.g. decreased lung capacity, urinary stasis, and changes in blood flow) may also increase risk. Hormone shifts during pregnancy can boost components of the immune system (e.g. alterations in certain cytokines and in regulatory T-cell subsets) and these mechanisms could provide new prophylactic and therapeutic pathways.

Vaccination before and during pregnancy, which has proved safe and effective for a number of infectious agents, could one day be expanded to include vaccines against other relevant pathogens, such as Herpes Simplex, Hepatitis E, and malaria parasites.

The beneficial effects of maternal vaccination may not be limited to the mother but, by reducing fetal and placental inflammation, may also provide long-term benefits for the child. The education of pregnant women about prevention of infections and the early identification and appropriate treatment of infectious diseases during pregnancy remain important strategies for protecting maternal and infant health.

### **Why is this an issue?**

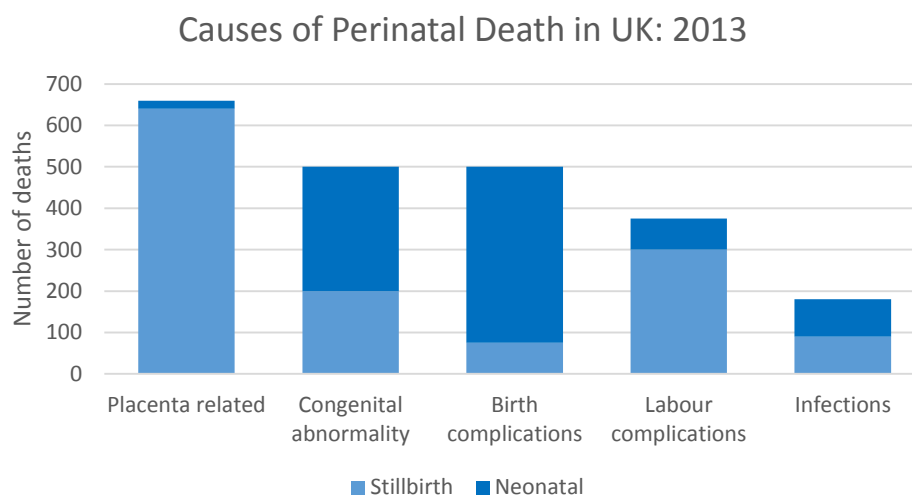
Significant improvements in perinatal care and the health of infants have come about as a result of general improvements in the determinants of health (education, nutrition, housing for example) as well as major changes in the way pregnancy and early years are managed in modern health systems. Despite progress in more developed countries, high levels of infant and maternal mortality and morbidity still persist in many developing countries. The UK position is improving, but still lies behind some European countries. Improvements to the health of the population and life expectancy occurred throughout the last 100 years, and still continue to improve. A substantial component of this positive change is down to the fall in maternal and infant mortality. The changes were seen across most industrialised countries, and improvements in maternal health have been attributed to a decrease in virulence of pathogens causing puerperal sepsis<sup>3</sup>, improved surgical techniques in the obstetric theatre, and universal access to obstetric care.<sup>1</sup> This undoubtedly has helped to improve the outcomes of pregnancy, and the health of women more generally, and this has also driven improvements in child health.

By 1960, many industrialised countries had reduced maternal mortality ratios to 20 to 30 deaths per 100,000 livebirths and the health of mothers and young children was improving steadily. Comparison of the UK outcomes from 2006-08 with 2009-12 shows a further fall in the maternal death rate from 11 out of every 100,000 women to 10 out of every 100,000 women in UK. Another recent study by Oxford University investigated 357 maternal deaths during pregnancy and the six weeks after it ended (between 2010 and 2012). Surprisingly, a quarter of these deaths were down to sepsis; severe infections causing widespread inflammation throughout the body. While there are several well-established risk factors for maternal sepsis including caesarean section and anaemia, there has been no national-level study of the incidence or risk factors for this complication in the UK. New insights from studies conducted between 2003 and 2005, suggest 71% of mothers who died of sepsis in the UK were found to have had substandard care (mainly delay in diagnosis), 33% were obese, and 48% has caesarean sections, all of whom were either overweight or obese. Given the

increasing population prevalence of obesity and overweight among women, and a persistently high caesarean section rate, the risk of sepsis may well increase in future. Delay in diagnosis requires a higher index of suspicion and more proactive treatment during pregnancy and delivery.

If we look at the latest perinatal statistics from the UK (see figure 1), we find the majority of neonatal and still births are caused by placental problems, congenital abnormalities, and birth/labour complications. Infections as a primary cause of death come next (alongside complications before labour and extreme prematurity, for example). These causes are not mutually exclusive, and a baby who dies of an infection, for example, may also have a congenital abnormality which makes that baby more vulnerable to infection. Clearly, infections are not the dominant cause of mortality in babies during the perinatal period, and unlike the maternal statistic, cause well below a quarter of the deaths overall. Aside from death, infections give rise to significant illness and morbidity among this age group, and especially in the intensive care and high dependency setting in hospital. As neonates do not show overt signs of sepsis, a high index of suspicion is needed to diagnose and treat infection proactively.

Figure 1:



Source: This data is extracted from the MBRRACE-UK study programme (Ref 1)

Puerperal sepsis<sup>1</sup> or fever is defined by the World Health Organization as a genital tract infection occurring between the rupture of membranes and the 42nd day postpartum, coinciding with fever. One of pelvic pain, abnormal vaginal discharge, abnormal odour or discharge, or a delay in the reduction of uterine size must also be present. Most cases are caused by bacterial infection, especially the streptococcus bacteria. The area of the uterus exposed by the detached placenta, combined with the reduced immune status of women during pregnancy, underlies the risk of puerperal sepsis.

High rates of puerperal fever only came under control when health care providers realised they could transmit infection from person to person, and by sterilising equipment, ensuring clean clinical

environments, and most importantly insisting on systematic hand-washing between patient contacts. Rates of illness and death were radically reduced by introducing these measures.<sup>2</sup> This discovery began the transformation in health care and infection control that took many decades to spread across health systems in the late 19th and 20th centuries.

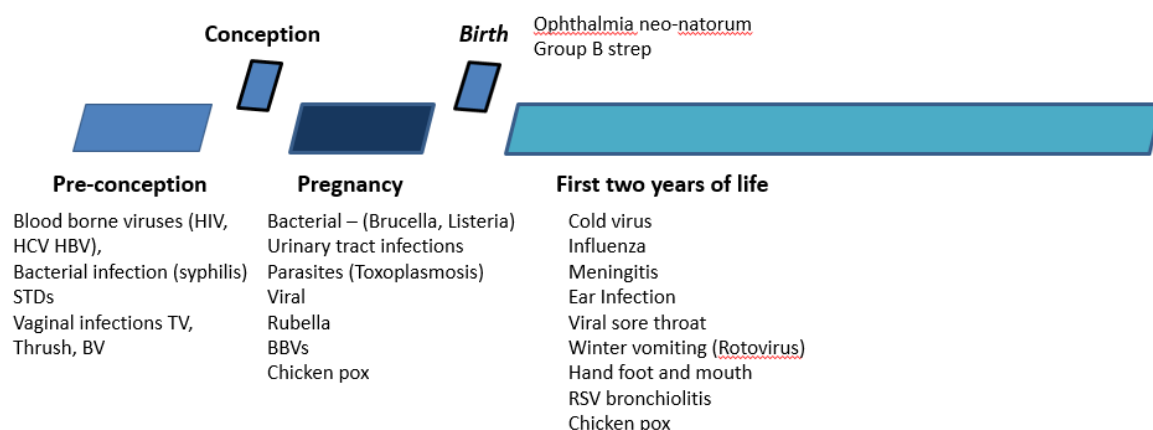
Viral and parasitic infection may cause major problems during the first 1,000 days. These infectious agents have many different effects, do not respond to antibiotics like bacteria, and they cause a wide range of serious or chronic health problems that can impact the embryo and fetus in utero, and after pregnancy. The onset of infection may antedate or occur during pregnancy, and in many instances the timing can determine the impact on the infant.

Globally, and specifically in developing countries, where HIV and AIDS (blood borne viral illnesses), and malaria (a parasitic infection) are prevalent, the impact on women of child bearing years can be devastating, more than doubling the risk of maternal or perinatal death, and damaging the health of nursing mothers and infants irreversibly. Both malaria and HIV infection may be present before pregnancy occurs, and by damaging the immune system of the mother, can cause complications that result in loss of the pregnancy or “vertical transmission” of the infection from mother to baby (in the case of HIV). Some mothers may spread their infection to the baby during labour or while breast feeding, while some pregnant women who are at increased risk of HIV infection due to changes in their immune system, acquire the infection during pregnancy. When HIV infection is prevalent in the population, both maternal and infant mortality is significantly increased.

**Effects on health**

Figure 2 presents a conceptual framework which provides a summary of the different types of infection and when they tend to occur in the first 1,000 days.

Figure 2: Conceptual framework of infections in the first 1,000 days



The preconception period tends to be later in the UK, as the mean age of women at their first pregnancy has risen toward 30 years. This may increase the cumulative risk of genital tract infection,

which in turn may reduce fertility. This combines with the age related fall in fertility in women to create a rising number of couples who are seeking treatment for infertility, and consequently a rise in the number of IVF or “test tube” babies.

Chlamydia infection can cause a genital infection that may damage the reproductive tract. It is a common STD (sexually transmitted disease), is frequently asymptomatic, or may cause minor or non-specific symptoms. The infection can cause pelvic inflammatory disease in women which in turn may cause ectopic pregnancy or infertility. In men it may cause narrowing of the urethra and lower the sperm count. The infection may be present for months or years without an individual being aware, so screening tests have been introduced and targeted at higher risk individuals. Once scarring has occurred in the delicate tissues of the reproductive tract, it can be irreversible, so early detection and eradication is the best strategy. Safer sexual behaviors, reduced number of partners, and use of condoms is the best strategy to minimise risks of chlamydia. If present at birth, this organism can cause an eye infection called Neonatal Conjunctivitis. The baby's eyes are contaminated during passage through the birth canal from a mother infected with chlamydia. A similar chain of infection can occur with the STD caused by *Neisseria gonorrhoeae*. Obstetric and paediatric teams need to maintain vigilance to diagnose and eradicate these infections.

Syphilis is a chronic form of sexually transmitted bacterial infection that can have devastating effects on the infected mother and child. Like chlamydia, this can be asymptomatic, and go undiagnosed. Primary infection causes localised but painless genital, anal, or oral ulceration, and this may progress into secondary and tertiary phases of disease (which may spread through the body and nervous system). The problem in an infected mother is the risk of the fetus becoming infected during the pregnancy and being born with congenital syphilis, a serious condition with multi-organ involvement. This is a less common infection these days in heterosexual adults, and antenatal screening actively looks for syphilis. Penicillin injection is still an effective treatment. Congenital syphilis is now a very rare occurrence.

### **Pregnancy**

Viral infections may cause major problems during pregnancy. Many of these infections cause only minor problems in later childhood or adults, but if the infection is acquired at critical points during pregnancy, the prognosis for both the mother and baby may be serious. The exception comes with blood borne viruses (BBVs) that have serious consequences all round.

German measles (Rubella) is perhaps the best known of the viral infections because of the syndrome it may cause in pregnancy. Rubella is most dangerous if caught during the first 20 weeks of pregnancy, when it can cause miscarriage, stillbirth or birth defects in unborn babies. The defects include hearing loss or brain damage. During antenatal checks, women are offered a rubella immunity blood test as part of routine antenatal screening. The majority have immunity and no further action is required. If no immunity is present for rubella, the mother is advised to avoid anyone who has the rubella virus and to inform the GP or midwife if they contact anyone who has rubella. MMR (measles mumps and rubella) vaccination is given after birth to protect against rubella

in the future. The MMR vaccine can be given to breastfeeding mothers without any risk to the baby. The MMR vaccination is routinely offered to children before becoming sexually active and are protected against this risk. Severity of this infection during pregnancy contrasts with the relatively benign course it takes in young people and adults.

Chicken pox (and Varicella infection of the new-born). Most pregnant women in the UK (9 out of 10) are already immune to chickenpox. This is why it is uncommon in pregnancy, affecting only 3 in every 1,000 pregnant women. If you grew up in a tropical or subtropical area, you're less likely to have had chickenpox in childhood, so migration to the UK confers a greater risk of catching chickenpox than women who were born and grew up in the UK. Immunity can be assessed while pregnant. Varicella infection is much less common in adults than in children, and is associated with a greater morbidity, causing pneumonia, hepatitis and encephalitis. As recently as the 1990s, chickenpox resulted in the deaths of 25 people per year in England and Wales; 80% of these deaths occurred in adults. The incidence of pneumonia complicating varicella in pregnancy was quoted at 10–14%, but in a more recent evaluation of 347 cases of varicella infection in pregnancy, only 5% developed pneumonia. The mortality rate in pregnancy in the pre-antiviral era was 36%, but recent case series report lower mortality between 0 and 14%. The improvement is attributed to antiviral therapy and improved intensive care. Pneumonia may be more severe at later gestational ages due to the effects of the gravid uterus on respiratory function.

Prenatal diagnosis is possible by ultrasound when findings such as limb deformity, microcephaly, hydrocephalus, soft tissue calcification and fetal growth restriction can be detected. Magnetic resonance imaging (MRI) may provide additional information in cases where ultrasound has identified abnormalities. Varicella infection of the new-born (previously called congenital varicella) is a result of infection in early neonatal life near the time of delivery or immediately postpartum, or from contact with a person other than the mother with chickenpox or shingles. The route of infection could be trans placental, ascending vaginal or result from direct contact with lesions during or after delivery. If maternal infection occurs 1–4 weeks before delivery, up to 50% of babies are infected and approximately 23% develop clinical varicella, despite high titres of passively acquired maternal antibody. Severe chickenpox is most likely to occur if the infant is born within 7 days of onset of the mother's rash or if the mother develops the rash up to 7 days after delivery. For babies born to mothers who have had chickenpox within the period 7 days before to 7 days after delivery, it is vital that the neonate receives prophylaxis as soon as possible with VZIG with or without acyclovir.

### **Influenza**

The flu pandemic in 2009 enabled researchers to investigate the effect on pregnant women. The national study followed 256 pregnant women admitted to hospital with the 2009 strain of the swine flu virus, called H1N1. Women with swine flu were found to have a significantly higher rate of adverse events than uninfected pregnant women. This included a fourfold higher rate of stillbirth and fivefold higher rate of neonatal death (when the baby dies within 28 days of life). The authors used this to raise awareness of the importance of pregnant women having the seasonal flu vaccine, which now also protects against swine flu. Pregnant women are classified among high-risk groups

advised to have an annual flu vaccination. The study reported on 256 women with swine flu, and 10 had stillbirth or perinatal deaths. This translated into a mortality rate of 39 out of 1,000 total births (95% confidence interval [CI] 19 to 71), compared to 7 out of 1,000 (95% CI 3 to 13) among babies of uninfected women. The higher perinatal mortality rate among babies of infected women was due to a higher rate of stillbirth.

### The first two years

A wide range of mild and potentially very serious infections may affect children in the first few years of life. In addition, some of the earliest infection risks following birth result from our ability to resuscitate premature babies and neonates who are cared for in a centralised intensive care system.

Childhood mortality has decreased enormously due to the prevention and treatment of infectious diseases, but infection still remains a major cause of mortality in children aged up to 5 years. Some European countries now have childhood mortality rates 30% to 40% lower than that of the United Kingdom, so more can be done to reduce childhood mortality. A national study of deaths from meningococcal disease (the leading cause of death from infectious diseases in children) showed mortality is often associated with late identification, suboptimal treatment, and other deficiencies in health care. There is also concern that the provision of care for children with feverish illnesses varies considerably across the UK. Differences in childhood mortality due to health inequality also need to be addressed. Child mortality from meningococcal disease in the most deprived areas of the UK is three times that in the most affluent areas.

NICE guidelines have been released recently to address the management of febrile illnesses in young children in order to tackle these short-comings. This has been translated into local care pathways by the regional children's network and local CCG in recent months.

The complications of intensive and high dependency care for neonates present a challenge for infection control in hospital. Rates of Health Care Acquired Infection (HCAI) are lower now than previously, but avoidable cross infections still occur. Reports from neonatal and paediatric intensive care units identify problems with intravenous line infections (antibiotic resistant Staphylococci – (usually from skin bacteria) or resistant Enterobacteriae (source gut bacteria)). An unusual cluster of neonate deaths were reported this year following bacterial contamination of intravenous feed manufactured in the UK. This impacted on several different neonatal intensive care units. Regulators of healthcare and clinical governance systems focus on HCAI today as a key safety measure.

Babies born infected with HIV have a poor prognosis and cannot clear the virus. In the UK setting, blood borne viruses (BBVs) are much less common than in Sub-Saharan Africa, but numbers continue to rise slowly, in part as a result of globalisation and in-migration from endemic areas, and partly as a result of person to person spread in the UK. HIV infection during pregnancy is screened for alongside other BBVs (hepatitis B for example), especially in mothers giving birth in the UK from high risk BBV areas (such as sub Saharan Africa, China, SE Asia).

Especially high risk individuals such as mothers with a history of injecting drug use are at high risk of hepatitis C infection and should be tested proactively. Screening by the local obstetric unit in Southampton regularly identifies cases of BBVs in antenatal mothers, usually contracted by vertical transmission. Antenatal screening and post-partum intervention can reduce maternal to child transmission significantly, and break the chain of “vertical transmission”.

### **Neonatal tuberculosis**

Neonatal TB is a risk in babies born in England who have regular visits by relatives from areas where TB is endemic, or who travel to these areas. A targeted programme in the UK aims to immunise at-risk neonates with the BCG vaccine shortly after birth. The vaccine, originally developed many years ago to prevent TB meningitis, is also used in older children and adults who are in a high risk target group. Reported cases of adult and younger persons with TB have increased in recent years in Southampton, and parts of the country, for example London, now have levels of TB that are classed as high risk areas. This together with a recent shortage of BCG supply, has interrupted the usual immunisation schedule for neonates at risk, and a catch-up programme is under way as the supply chain recovers.

### **Common viral and bacterial infections in babies**

NHS Choices provides advice on a long list of viral and bacterial infections that may affect babies and infants over the first two years. Most will be common infections like the cold virus, sore throats, gastroenteritis, and ear infections. NICE guidance on the febrile child provides GPs and paediatricians with advice on how best to manage the febrile child, and this takes account of the reported health service deficiencies in managing infections in young children. The breadth and range of these infections goes beyond the scope of this chapter, but the websites provided by NICE and NHS Choices provide professionals and the public with ample information and advice.

### **Meningococcus – new immunisation protocols**

Given the importance of meningococcus (septicaemia and meningitis presentations), it is encouraging to see further developments in vaccines to prevent infection in children and adults. In 2013, a new meningitis B vaccine called Bexsero was approved for use by the European Medicines Agency (EMA). In March 2014, the government's Joint Committee on Vaccination and Immunisation (JCVI), recommended routine use of the meningitis B vaccine in the UK. The vaccine should be offered to babies at two, four and 12 months of age.

### **Pertussis (whooping cough)**

Despite a sustained period of high vaccine coverage since the early 1990s, pertussis has continued to display 3-4 yearly increases in activity. Each year in the five years prior to 2012, there were on average in England nearly 800 confirmed cases of whooping cough, 270 babies admitted to hospital and four deaths in babies.

The highest disease incidence occurs in infants under three months of age who are too young to have completed the primary vaccine course and have the greatest risk of complications and death. This age group is considered a key indicator of pertussis activity and the primary aim of the pertussis vaccination programme is to minimise disease, hospitalisation and deaths in young infants.

The Department of Health announced that pertussis immunisation would be offered to pregnant women from 1 October 2012 to protect infants from birth whilst disease levels remain high. This programme aims to passively protect infants from birth, through intra-uterine transfer of maternal antibodies, until they can be actively protected by the routine immunisation infant programme with the first dose of pertussis vaccine scheduled at eight weeks of age.

Nationally between 1 October 2012 and 30 June 2015, 12 deaths have been reported in young babies with confirmed pertussis. Eleven of these 12 babies were born to mothers who had not been vaccinated against pertussis.

#### **6.2 What can be done?**

Mortality due to infections in pregnant mothers, and death from serious infection in infancy is uncommon, but avoidable deaths still occur in the UK. Using comparisons with other European countries, the UK could reduce deaths by as much as 30%.

The dissemination of the NICE guidelines on management of the febrile child should be encouraged to reduce the delays in diagnosis and management.

New meningococcal vaccines should be adopted as soon as possible, ensuring a high uptake among the target group. Flu immunisation for pregnant women should be encouraged, with greater awareness of the risk of influenza during pregnancy.

The risk of life threatening infection is significantly higher in more socioeconomically deprived areas. Clinicians in primary and secondary care should include this in their clinical assessment of febrile children, when deciding to investigate or refer to hospital.

A safe and sustainable supply chain for BCG is needed to avoid delay in immunising high risk neonates.



### 6.3 Recommendations:

1. The awareness by clinical staff of the risk factors for serious infection, including maternal obesity and following caesarean section, should be increased to improve recognition.
2. The local translation of the NICE “febrile” guideline into care pathways across the Wessex area should be supported and widely promoted by service providers.
3. The risk of chicken pox infection during pregnancy is higher in women from other countries, and local obstetric protocols need to raise awareness of this greater risk and encourage proactive diagnosis and advice.
4. BCG “catch-up” immunisation must be ensured locally, especially given the recent increase in TB notifications in the Southampton area.
5. New schedules of immunisation need to be promoted actively to ensure the highest level of protection for mothers and babies, as immunisation among pregnant mothers remains the most important strategy to reduce harm to mother and baby.

### 6.4 References:

1. Mor, G. and Cardenas, I. (2010) The Immune System in Pregnancy: A Unique Complexity. *Am J Reprod Immunol*. 2010 Jun; 63(6): 425–433.
2. Mitchell R (1937) Puerperal Infection PMCID Continuous monitoring, audit, and evaluation of maternal and infant outcomes in the UK. Maternal, Newborn and Infant Clinical Outcome Review Programme, delivered by MBRRACE-UK. *Can Med Assoc J*. 1937 Jun;36(6):599-603.
3. Pierce M, Kurinczuk JJ, Spark P, et al (2011) Perinatal outcomes after maternal 2009/H1N1 infection: national cohort study. *BMJ* 2011; 342: d3214
4. Joseph KS, Liston RM (2011) H1N1 influenza in pregnant women. *BMJ* 2011; 342: d3237
5. Lewis, G.E. (2007) *The Confidential Enquiry into Maternal and Child Health (CEMACH). Saving Mothers' Lives: reviewing maternal deaths to make motherhood safer- 2003-2005., in The Seventh Report on Confidential Enquiries into Maternal Deaths in the United Kingdom*. London.
6. NHS Choices (2014) *Guidance on the interrupted supply of BCG*. [Online] Available from: [www.nhs.uk/Conditions/Tuberculosis](http://www.nhs.uk/Conditions/Tuberculosis)

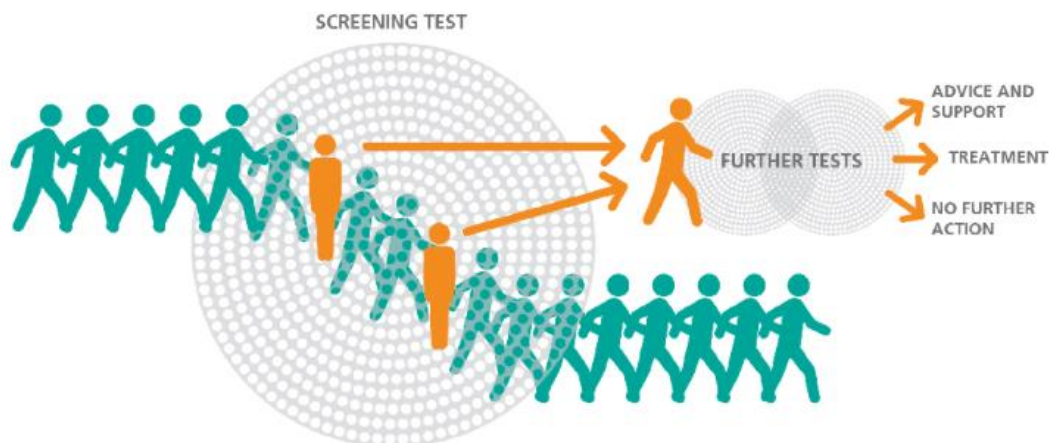
## 7. Screening

### 7.1 Why is this issue important?

#### Background to screening

Population screening aims to identify risk factors or cases of disease in an apparently healthy population. Generally speaking, when a disease is targeted by a screening programme, evidence should confirm that early identification can lead to earlier treatment and a better long-term outcome. Any population screening process must also be acceptable to those receiving it and by those performing it. Everyone who meets eligibility criteria should be invited for screening. This does not mean individuals have to accept screening, nor should screening be seen as the only definitive way of finding risk factors or cases of disease. Screening tests and programmes are not always perfect. Sometimes screening can incorrectly identify someone as having a problem when they don't (this is known as a false positive), and sometimes screening can incorrectly identify someone as not having a problem when they do (a false negative result). The predictive value of a positive test identifying a condition is also affected by how many people in the population are likely to be affected by that condition (prevalence). As a general rule, the lower the prevalence of a condition, the more this can lower positive predictive value. Following a positive screening test, people may be offered further tests leading to treatment, advice and support, or no further action. The screening process is depicted in figure 1 below.

Figure 1: Conceptual diagram of screening principle



#### The ethics of screening

All healthcare activity must be grounded in the normative ethical framework of respect, beneficence, non-maleficence and justice. This is vital in screening which is a health system endeavour to reduce harm to the individual by early identification of disease or risk factors for which the individual may have no symptoms. Screening must therefore be conducted only after informed

consent, ensuring adequate information and voluntary choice to participate or not. The risks of harm created by false-positive results and false-negative results must be taken into account; the overall benefits must outweigh the risks. There must be fair distribution of benefits, burdens and financial resources. In prenatal screening there is a further tier of consideration; screening does not lead simply to the choice of treatment or prevention of a disease, but potentially provides information that parents use to make a decision whether to continue the pregnancy or not. This enabling of meaningful reproductive choice with regard to parenting a child with a serious disorder or disability should be the aim of prenatal screening. The decisions on how to respond to screening results should remain personal and not become societal aims of reducing costly health and social care associated with these conditions. Emerging technologies to increase the reach of prenatal screening such as non-invasive prenatal screening, a technology which may allow whole genome sequencing, challenges the traditional ethical framework due to the blurring of boundaries between prenatal diagnosis and predictive testing.

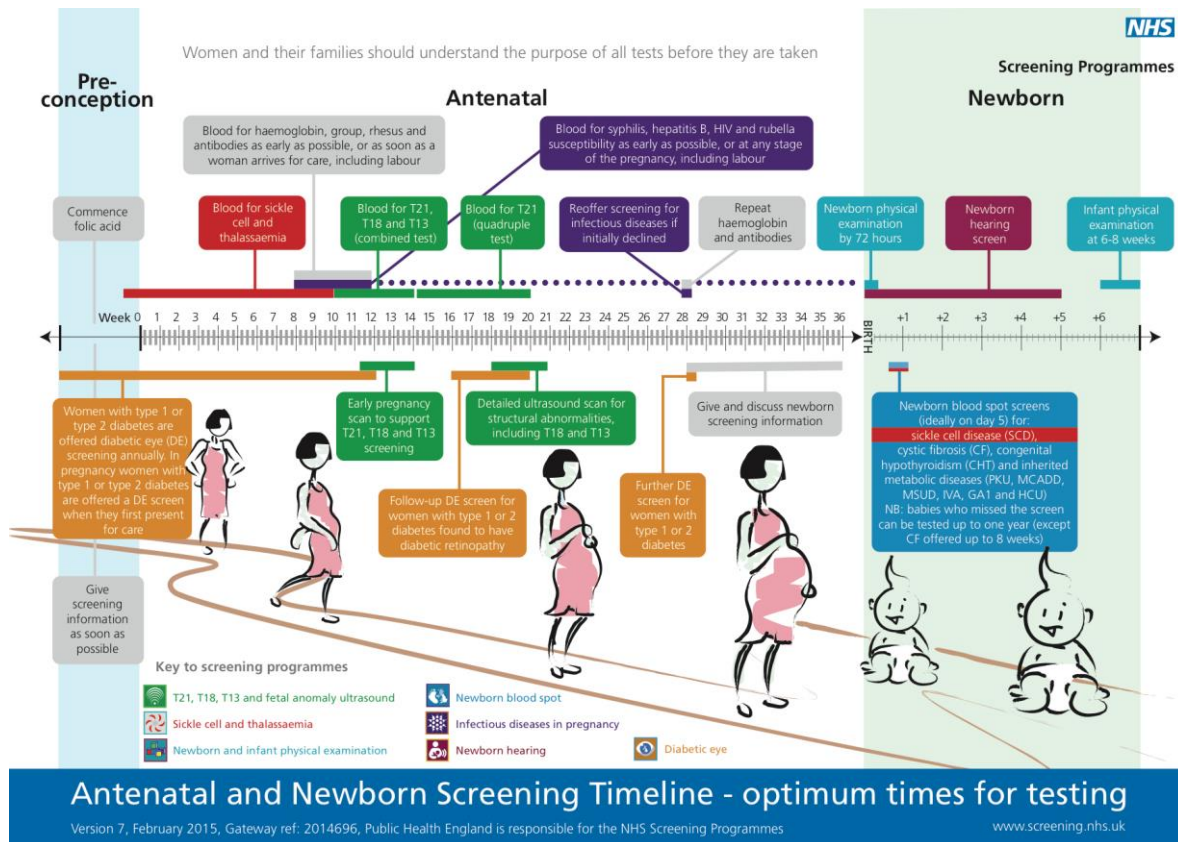
### The first 1,000 days

Screening in the first 1,000 days of life includes actively targeting the pregnant woman in the antenatal period, and follows through the infant's first two years. Antenatal mothers are offered screening for a number of infectious diseases detailed elsewhere in this report. Mothers are also 'screened' for the use of alcohol, drugs and smoking by their GPs or midwives at the antenatal booking. The use of alcohol or drugs is ascertained simply by asking the patient and relies on the question being asked in the right way, and the engagement of the patient in giving an accurate response. Carbon monoxide monitors can be used to screen those who have smoked within a few days of the appointment (see the smoking chapter of this annual report). Mothers and their partners may be offered screening for sickle cell disease or thalassemia as described below. Any mother known to have diabetes has extra sessions of diabetic retinopathy screening during the pregnancy (because there is an increased risk of retinal damage during the pregnancy). Ultrasound scanning of the baby is performed at about 10 weeks as part of a combined test to screen for a risk of Down's Syndrome in conjunction with a blood test, and a further scan towards the midpoint of the pregnancy screens for a number of other conditions. Following the birth of the infant, a number of tests or physical examinations are conducted to screen for a range of other abnormalities.

Figure 2 summarises a number of national population screening programmes that cover the first 1,000 days of life. The list includes:

1. Fetal Anomaly Screening Programme (FASP)
2. Newborn and Infant Physical Examination Screening Programme (NIPE)
3. Newborn Blood Spot Screening Programme (NBS)
4. Newborn Hearing Screening Programme (NHSP)
5. Sickle Cell and Thalassaemia Screening Programme (SCT)

Figure 2: Antenatal and newborn screening timeline



### 1. The Fetal Anomaly Screening Programme (FASP)

The fetal anomaly screening programme focuses on the use of routine antenatal ultrasound scans that can screen for a number of different structural abnormalities. There are usually two routine ultrasound scans in pregnancy. The first is done between eight and 14 weeks and the second between 18 and 21 weeks. The later scan is sometimes called the fetal anomaly scan and is timed to screen for the majority of the structural conditions which can occur in a developing fetus. Figure 3 briefly describes the main conditions which are screened for by the 18-21 week scan.

The first scan is sometimes called the dating scan as it is used to predict the estimated date of delivery. For many of the conditions shown in figure 3, this scan would be too early to identify them. However, the dating scan can include a nuchal translucency (NT) scan, which is part of the combined screening test for Down's syndrome (Trisomy<sup>i</sup> 21). It is called the combined test because in addition to the ultrasound scan a blood test is taken. This combined test is also being offered to screen for a further two other conditions which are also caused by three chromosomes occurring where there should be only two – Edward's Syndrome (Trisomy 18) and Patau's Syndrome (Trisomy 13). If a mother presents at a later stage of pregnancy (14 to 20 weeks) then a different blood test can be taken to screen for Down's syndrome, the 'quadruple blood test', which tests four different markers which in conjunction with maternal age offer a prediction of risk for the condition.

<sup>i</sup> Trisomy means three copies of a particular chromosome rather than the usual two

Figure 3: Conditions screened in the fetal anomaly programme



The combined test or quadruple test returns a normal risk or higher risk prediction. Higher risk results trigger the offer of diagnostic tests (chorionic villous sampling and amniocentesis) which can detect whether any of the three trisomy conditions exist. The diagnostic tests target only high risk pregnancies because they cause a small but significant risk (1-2%) of miscarriage. This risk may persuade some women not to be screened at all, while others are happy to proceed with the tests, despite the risk of miscarriage.

### ***New diagnostic blood test for Down's syndrome, Edward's Syndrome and Patau's Syndrome***

A new non-invasive diagnostic prenatal test has been developed which measures cell-free DNA in mother's blood and different levels of each chromosome can be identified. Increased levels of chromosome 13, 18 or 21 could indicate the corresponding condition. In the research study that was used to test this new test, all 38 babies with Down's Syndrome were accurately identified compared to standard screening which only identified 30 out of the 38. Additionally the new test was falsely positive in 9 pregnancies that did not have Down's syndrome compared to 854 using the standard test. This means that the power of the new blood test to correctly predict Down's syndrome when the test gave a positive result was extremely good at approximately 80%, compared to 3% for the standard test. There is no indication as yet whether this test will become routinely available on the NHS. The test was not so good at accurately predicting Edward's and Patau's Syndrome.

## **2. Newborn and Infant Physical Examination Screening Programme (NIPE)**

In the NIPE screening programme, parents are given the opportunity for a healthcare professional to examine their baby within 72 hours of birth and again between six and eight weeks of age. The later examination is necessary because some conditions will not be immediately apparent. The examination is a top-to-toe examination looking for any significant physical abnormality. It is an opportunity to screen specifically for the following conditions shown in table 1 below:

*Table 1: Conditions screened in the newborn and infant physical examination programme*

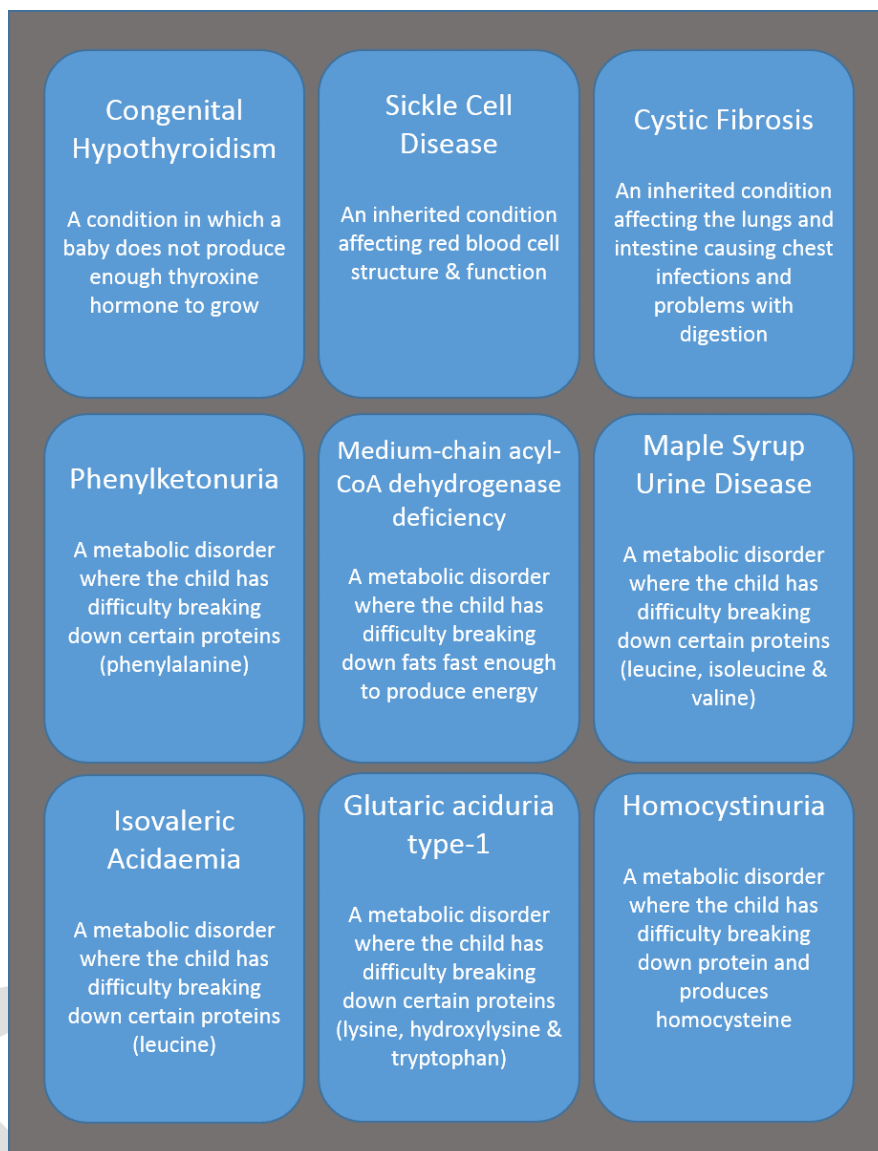
<b>Examination</b>	<b>Condition Scientific Name</b>	<b>Plain English Description</b>
Heart	Congenital heart disease	Inherited heart problem
Hips	Developmental dysplasia of the hip	Hip that fails to develop properly
Eyes	Congenital cataracts	Inherited eye problem
Testes	Cryptorchidism	Undescended testicles

## **3. Newborn Blood Spot Screening Programme (NBS)**

The NBS screening is offered to all babies born in the UK on, or shortly after, the fifth day of life. A health professional pricks the baby's heel and collects a drop of blood on a special card which is sent to a regional newborn screening laboratory and tested for the presence of nine conditions as shown in figure 4, which contains a very brief description of the condition.

Early identification of many of these conditions can prevent serious consequences including illness and severe developmental problems. For many of the metabolic diseases, careful manipulation of the infant's diet is the main method of management. However, for cystic fibrosis and sickle cell disease, early identification does not so much prevent periods of illness but can improve the health of individuals.

Figure 4: Conditions screened in the blood spot programme



#### 4. Newborn Hearing Screening Programme (NHSP)

Identifying hearing impairment early can optimise the development of speech and language skills and enhance the benefits of social and emotional interaction. In England, there are clear care pathways for the screening and referral process for NHSP. The parents of all babies should be offered hearing screening for their baby within four to five weeks of birth or as soon as possible thereafter up to three months of age. A different pathway exists for any babies who spend the first two days of life on a special care baby unit. If babies are known to have a risk of hearing impairment or deafness, from another condition, they bypass the screening process and are referred for full audiological assessment. The test can take place in hospitals or in the community.

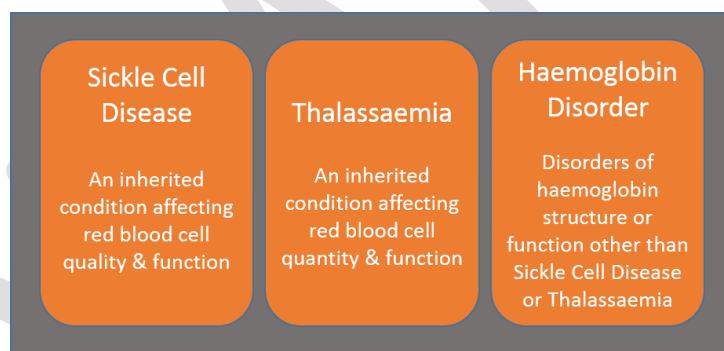
## 5. Sickle Cell and Thalassaemia Screening Programme (SCT)

The NHS Sickle Cell and Thalassaemia (SCT) screening programme is a genetic screening programme. This means that as well as identifying those with a condition, it also identifies people who are genetic carriers. If two people are carrying genes for a condition (but do not have any symptoms themselves) it increases the risk that their baby could inherit the full version. The SCT screening programme attempts to identify the following:

- Genetic carriers for sickle cell, thalassaemia and other haemoglobin disorders
- Sickle cell disease
- Thalassaemia
- Haemoglobin disorders

Sickle cell disease, thalassaemia and haemoglobin disorders can affect the structure and function of red blood cells. Red blood cells main function is to carry oxygen around the body. Brief definitions of the conditions can be found in figure 5 below:

*Figure 5: Conditions screened in the sickle cell and thalassaemia screening programme*



There are currently estimated to be approximately 240,000 healthy sickle cell carriers and more than 12,500 people with a sickle cell disease in England where it is the most common and fastest growing genetic disorder. Newborn screening is identifying more than 300 babies with sickle cell disease each year.<sup>1</sup> The highest prevalence of sickle cell disorders is amongst Black Caribbean, Black Africans and Black British.

There are approximately 214,000 healthy carriers and more than 700 people with beta thalassaemia disorders in the UK. The highest prevalence is amongst Cypriot, Italian, Greek, Indian, Pakistani, Bangladeshi, Chinese, other South East Asian and Middle Eastern populations. Screening is offered to:

- All pregnant women
- Fathers-to-be, where antenatal screening shows the mother is a genetic carrier
- All newborn babies, as part of the newborn blood spot screening programme



## 7.2 What can be done?

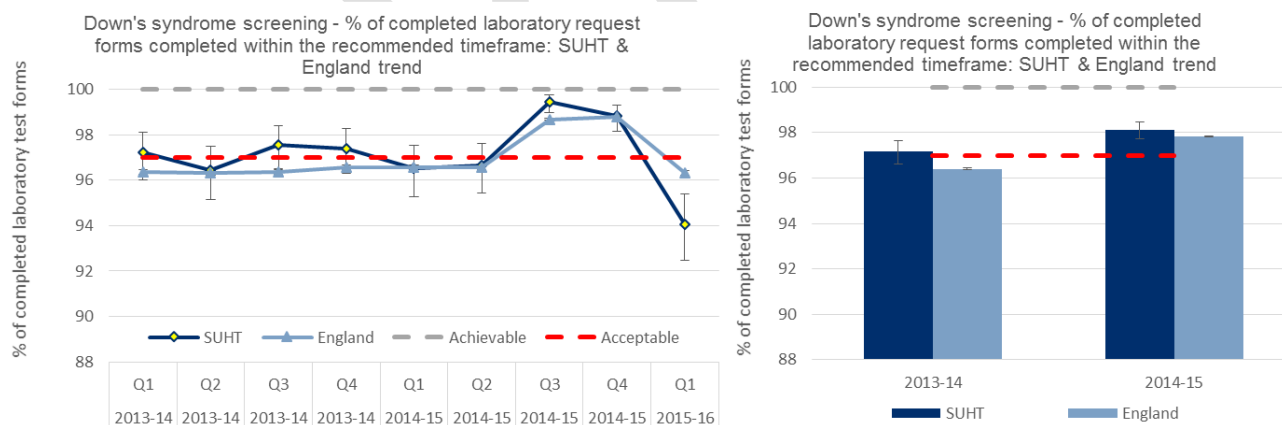
### What is the current state of antenatal and newborn screening in Southampton?

To ensure the quality of delivery of a screening programme, a number of key performance indicators (KPIs) are collected for each screening programme. These performance indicators are process measures and do not relate to final patient outcomes. In fact little data is collected locally to ascertain the proportion of positive tests and subsequent outcomes. Additionally there may be variation in how a screening test is performed. There is likely to be greater variation in subjective physical examinations such as in the newborn examination compared to the laboratory processing of the blood spot test. KPIs for the five programmes described above are discussed below.

#### 1. The Fetal Anomaly Screening Programme (FASP)

There is only a single KPI for the FASP (FA1). This is the proportion of laboratory request forms including complete data prior to screening analysis, submitted to the laboratory within the recommended timeframe of 10+0 to 20+0 weeks' gestation. Targets are an acceptable level of  $\geq 97\%$  and an achievable level of 100%. The rationale for the acceptable target is that some women may not wish to disclose their family origin or smoking status. The charts below show both quarterly and annual data for FA1 for Southampton compared to England between 2013/14 and 2015/16.

Figure 6: The proportion of laboratory request forms including complete data prior to screening analysis, submitted to the laboratory within the recommended timeframe: 2013/14 to 2015/16



#### 2. Newborn and Infant Physical Examination Screening Programme (NIPE)

A new IT system is being rolled out in Wessex to enhance the collection of data on screening in the NIPE programme. There are some teething problems with the new system and so some providers have not been able to report. The aim is to have all relevant data reported from the first quarter of 2015/16. There are however two KPIs in the NIPE programme which will be reported in the future:

- NP1: The proportion of babies eligible for the newborn physical clinical examination who were tested within 72 hours of birth.
- NP2: The proportion of babies who, as a result of possible clinical abnormality of the hips being detected at the time of the newborn physical examination, undergo assessment by specialist hip ultrasound within two weeks of birth.

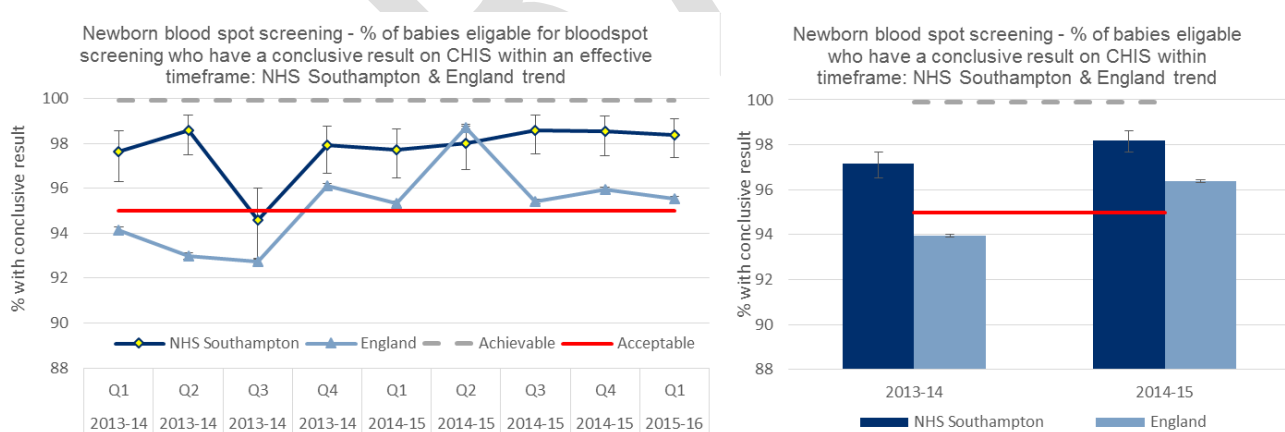
### 3. Newborn Blood Spot Screening Programme (NBS)

There are three KPIs in the NBS programme:

- NB1: Coverage (CCG responsibility at birth) - The proportion of babies registered within the CCG both at birth and on the last day of the reporting period who are eligible for newborn blood spot screening and have a conclusive result recorded on the Child Health Information System (CHIS) within an effective timeframe.
- NB2: The percentage of babies from whom it is necessary to take a repeat blood sample due to an avoidable failure in the sampling process.
- NB3: Coverage (Movers in) - The proportion of babies registered within the CCG (or equivalent) on the last day of the reporting period, who are eligible for newborn blood spot screening and have a conclusive result recorded on the child health information system (CHIS) within an effective timeframe.

For NB1, Southampton largely exceeds the level of acceptability as shown in figure 7 below:

*Figure 7: NB1 - The proportion of babies eligible for newborn blood spot screening and who have a conclusive result recorded on the Child Health Information System (CHIS): 2013/14 to 2015/16*



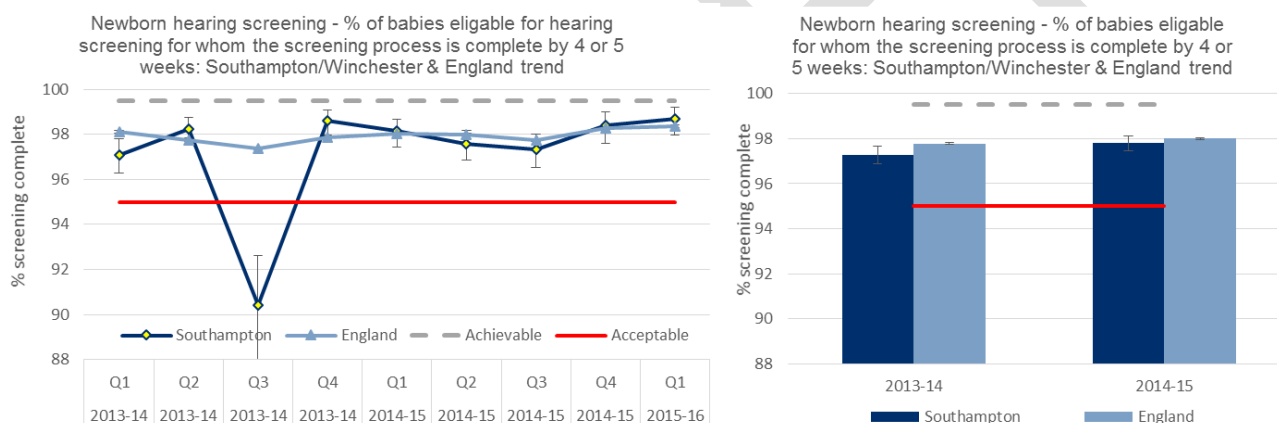
#### 4. Newborn Hearing Screening Programme (NHSP)

There are two KPIs in the NHSP

- NH1: The proportion of babies eligible for newborn hearing screening for whom the screening process is complete by four weeks corrected age (hospital programmes-well babies, NICU babies) or by five weeks corrected age (community programmes-well babies).
- NH2: The percentage of referred babies receiving audiological assessment within 4 weeks of the decision that referral for assessment is required or by 44 weeks gestational age.

For NH1, Southampton largely exceeds the level of acceptability as shown in figure 8 below. There was a dip in performance in the third quarter of 2013/14 but has since recovered to acceptable levels in line with the national average.

Figure 8: NH1 - The proportion of babies eligible for newborn hearing screening for whom the screening process is complete by four or five weeks: 2013/14 to 2014/15



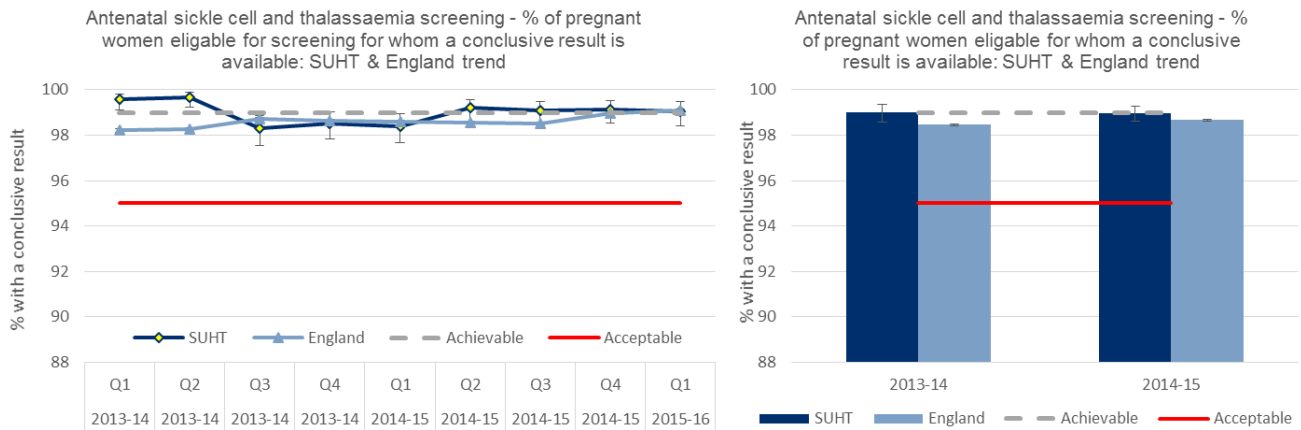
#### 5. Sickle Cell and Thalassaemia Screening Programme (SCT)

There are two KPIs in the SCT

- ST1: The proportion of pregnant women eligible for antenatal sickle cell and thalassaemia screening for whom a conclusive screening result is available at the day of report.
- ST2: The proportion of women having antenatal sickle cell and thalassaemia screening for whom a conclusive screening result is available by 10 weeks' gestation.
- ST3: The proportion of antenatal sickle cell and thalassaemia samples submitted to the laboratory with a completed FOQ (Family Origin Questionnaire).

For ST1, Southampton exceeds the level of acceptability and largely exceeds the achievable level of coverage as shown in figure 9 below.

Figure 9: ST1 – The proportion of pregnant women eligible for antenatal sickle cell and thalassaemia screening for whom a conclusive screening result is available: 2013/14 to 2015/16



Overall, the screening programmes in Southampton compare favourably with the performance nationally. The performance indicators focus more on process (getting the offer of screening) but that is essential if women and their partners are to be offered the choice to be screened or not, and to benefit from the additional information. From this dataset we appear to be achieving this to a good standard.

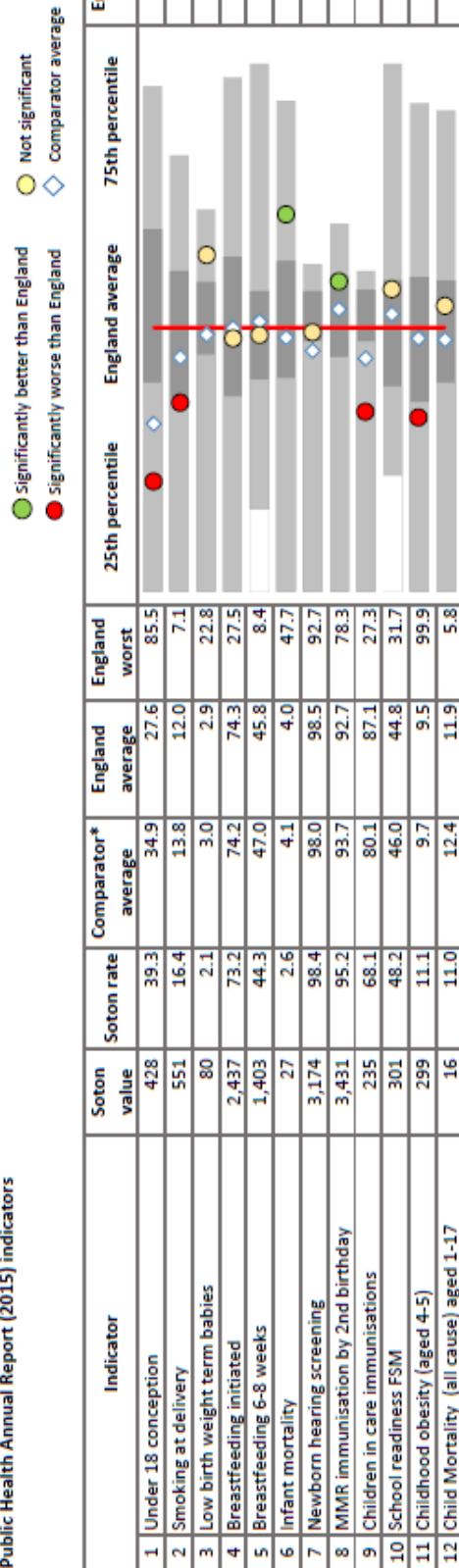
### 7.3 Recommendations:

1. Service providers should maintain the high coverage of antenatal and new-born screening in line with the targets of the five main national screening programmes.
2. The new-born and infant examination screening programme coverage should be reviewed by public health when the data becomes available in 2015/16.
3. The outcome data from the various programmes should be reviewed to better understand the burden of disease affecting Southampton and the relative benefits of the screening programmes.

### 7.4 References

1. NHS Screening Programmes (2015) *Screening for sickle cell and thalassaemia*. Public Health England. [Online] Available from: <http://cpd.screening.nhs.uk/induction-resource/sct>

Public Health Annual Report (2015) indicators



- 1 Conception rate per 1,000 females aged 15-17 (2011-13 pooled)
- 2 % of mothers smoking at delivery (2013-14)
- 3 % of live births with a recorded weight under 2,500g (2014)
- 4 % of all mothers who breastfeed their babies in the first 48hrs after delivery (2014/15)
- 5 % of infants breastfeeding at 6 to 8 week check (2013/14)
- 6 Infant (under 1 year) mortality rate per 1,000 live births (2011-13 pooled)
- 7 % of babies eligible for screening for whom the screening process is complete within 4 weeks corrected age (2013/14)
- 8 % of children who received MMR immunisation course by 2nd birthday (2013/14)
- 9 % of children in care whose immunisations were up to date according to their age (2014)
- 10 % of children with FSM status achieving a good level of development at the end of reception (2013/14)
- 11 % of obese children aged 4-5 years (2013/14)
- 12 Rate, per 100,000 population aged 1 to 17 (2011-13 pooled)

- \*Comparator group
- Bournemouth
  - Bristol
  - Coventry
  - Derby
  - Peterborough
  - Plymouth
  - Portsmouth
  - Sheffield
  - Southampton
  - Southend-on-Sea
  - Stoke-on-Trent





This page is intentionally left blank